

Catálogo Completo

Premiumfurniture



Premiumfurniture

Catálogo de liquidación



RENUEVA TU COLEGIO

LIQUIDACIÓN DE MOBILIARIO ESCOLAR IMPORTADO

*Los precios y modelos de este catálogo son solo por el mes de enero de 2026 y están sujetos a disponibilidad

Pupitres

70%
OFF




CHOP

Pagina - 04



3700BRM

Pagina - 05



PUPITRE CHOP



Silla fabricada en polipropileno virgen de 8mm de espesor, con estructura giratoria de polipropileno rígido. Insertos de metal, ruedas de uso industrial tipo yoyo; con cubierta móvil de posiciones.



Precio

~~\$1000.00 USD~~

\$300.00 USD
+IVA

Pedido min. 25 pzs



PUPITRE 3700BRM

Pupitre de resina plástica resistente a rayones y fácil de limpiar. Estructura de acero de calibre 14" para la paleta y calibre 16" para la estructura. Con regatones antiderrapantes y canasta de almacenamiento en cold roll.



Navy
BLU51



Fusion Maple
MPL385


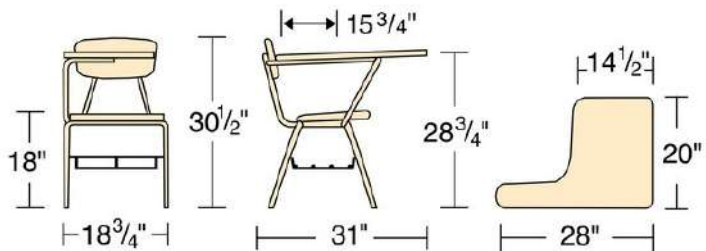
Precio

~~\$853.00 USD~~

\$255.90 USD

+IVA

Pedido min. 25 pzs



ZADBOXM



Mesa fabricada en cubierta de resina, con material innovador que no se raya y es fácil de limpiar, cuenta con estructura en acero sólido calibre 16", con altura ajustable desde los 63 hasta los 80 cm.

Con canasta porta libros en polipropileno virgen de 8 milímetros de espesor y retardante de flama hasta por 7 minutos, además tiene regatones niveladores autolubricables.


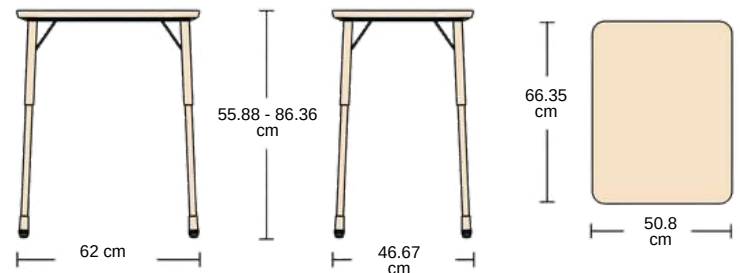
Precio

~~\$743.00 USD~~

\$222.90 USD

+IVA

Pedido min. 25 pzs





Las sillas apilables de 4 patas de la serie SCS cierran la brecha con asientos que ofrecen soporte ergonómico, estilo divertido y construcción duradera. Esta silla apilable de 4 patas cuenta con un marco de acero tubular, una carcasa de polipropileno moldeado de una sola pieza y está disponible en una gama de alturas de asiento de 10" a 18".



18" seat height

16" seat height

14" seat height

12" seat height

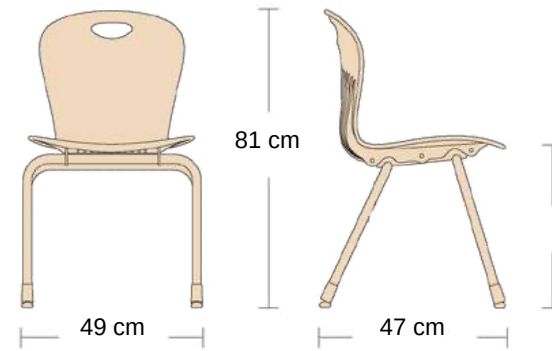
10" seat height



SCS01-18



Silla ergonómica, la concha es fabricada en polipropileno virgen de 8mm, cuenta con retardante de flama de hasta 7 minutos. La estructura es fabricada en acero de calibre 16" y regatones autolubricables de por vida, y cuenta con la mayor variedad de colores a nivel mundial.



Precio

~~\$264.00 USD~~

\$79.20 USD

+IVA

Pedido min. 25 pzs



Cafeteria

70%
OFF



MTSO20

Página - 14



MTS020



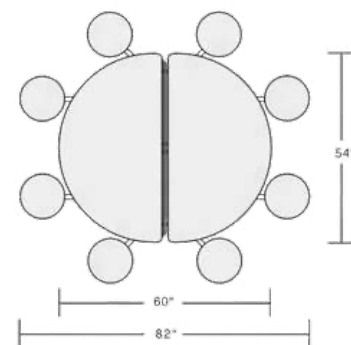
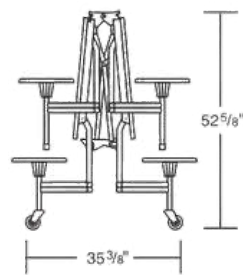
Las mesas móviles clásicas con asientos incorporados son prácticas y flexibles. Las barras de torsión especialmente diseñadas hacen que las mesas sean fáciles de plegar y desplegar, de manera rápida y suave. Los mecanismos de bloqueo hacia arriba y hacia abajo combinados con conjuntos de ruedas de alta resistencia permiten un armado y desarmado sencillo. Modelo para grados 6 a adultos.

Precio

~~\$2500.00 USD~~

\$750.00 USD
+IVA

Pedidomin. 3 pzs



Premium furniture Kinder





¿Te gustaría poder generar sin esfuerzo aumentar la disposición y rendimiento de tus alumnos, logrando así maximizar el potencial de sus habilidades, aptitudes y nivel académico, facilitando la mejora continua elevando a al máximo tu desempeño educativo?



Create the Right Environment

Virco offers the ability to create an early learning environment tailored to your needs with its wide variety of tables, chairs, and storage options. From traditional rectangles to creatively shaped tables, from colorful stack chairs to floor rockers, you can customize your space with Virco's early childhood learning solutions.

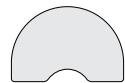


Collaborative Early Learning

Virco facilitates collaborative learning with comfort and function in its wide selection of activity tables and seating options. Models such as the Clover and Flower give children a designated space in a group learning environment. At the same time, specialty call-out seating in the Horseshoe, Kidney, and Cooperative designs provides teachers a place from which to lead group interactions. Virco's tables fit children and adults alike with table top heights that can be adjusted from 17" to 25" and legs that accommodate table heights from 22" to 30". A floor table kit that changes the table height from 14¼" to 22¼" is excellent for collaboration at a lower elevation. High-pressure laminate tops provide a durable surface that stands up to even the heaviest of use.



See pages 7 and 9 for the full vocabulary of Virco seating



See page 16 and 18 for the full vocabulary of Virco activity tables



Early Childhood Seating

Find the right fit in Virco's large selection of classroom seating. Ergonomically designed for comfort and support, each model offers a balance of flexibility and stability to meet the seating needs of youngsters of all ages. With over 40 colors to choose from, you will find the color that is just right for you.

13" ZUMA® Series Chair



What Size Is The Right Size?

Children cover a wide range of sizes. Proper seat-height is essential for comfort and the overall learning environment.



Seat-Height Guide

Preschool Through First Grade

	10"	12"	13"	14"
Preschool				
Kindergarten				
First Grade				

The knee is the key

The proper seat height for kids is determined by the measurement from the floor to underside of the knee at a sitting position.

Soft Plastic Seating

Virco offers a large selection of models to fit a variety of styles and price points. All Virco models are built to last.



Sage™ Series

10" and 13" seat height

Substance And Style - The Sage Series offers a larger contoured shell, wider backrest and elegantly curved, extra heavy-duty legs.



ZUMA® Series

10" and 13" seat height

Beautiful Balance - ZUMA bridges the gap with seating that offers ergonomic support, playful style and durable construction – all at an affordable price.



Analogy® Series

12" and 14" seat height

Competence And Value - Analogy's striking upright design features ergonomic support and durability paired with exceptional value.



9000 Series

10", 12" and 14" seat height

Iconic Original - The instantly recognizable 9000 Series chair is constructed from highly durable, long-lasting injection-molded polyethylene.



Metaphor® Series

12" and 14" seat height

Bold New Legacy - Designed as a contemporary sequel to the iconic 9000 Series, Metaphor is the ultimate in stackable, storable seating, with an updated three-slotted backrest that offers exceptional ventilation.



N2 Series

12" and 14" seat height

Long-Lasting Comfort - N2 represents a new generation of classroom seating, featuring affordability, comfort and durability.



2000 Series

12" and 14" seat height

Enduring Value - 2000 Series offers classic styling plus long-lasting construction at an affordable price.

Hard Plastic Seating

Virco also offers an alternative to soft plastic with the 3000 and Telos Series made with a durable and environmentally friendly material.

3000 Series

12" and 14" seat height


Fresh and Durable - The 3000 Series is constructed of colorfast, scratch-resistant and flame proof hard plastic.



Telos® Series

12" and 14" seat height

Long-Lasting Performance - Telos features a contoured seat and back that provides outstanding comfort.



Healthy Movement

Sitting Still Does Not Equal Paying Attention

Research has shown that gentle movement in the classroom setting is good for the body and stimulates the mind. Dynamic movement in a rocker can reduce fidgeting and encourage child engagement.



ZUMA® Series Floor Rocker

Rocking from A to Z

The body and mind are designed for dynamic movement. Virco's Analogy®, Sage™ and ZUMA® rockers help children channel excess energy into healthy movement – improving concentration and participation without disrupting the classroom environment.



ZUMA® Series
13" seat height



Analogy® Series
14" seat height



Sage™ Series
13" seat height

Optional Features

ZUMA and Sage are available with padded armrests for comfort. All models are available with bumper glides for added stability.



Rocking It on Ground Level

Today's active classroom is a place where students are often given room to move. The floor rocker provides back-and-forth movement which encourages healthy sitting and offers an ergonomic alternative to floor seating.



Sage™ Series
Sized for K - 4th grade



Analogy® Series
Sized for K - 4th grade



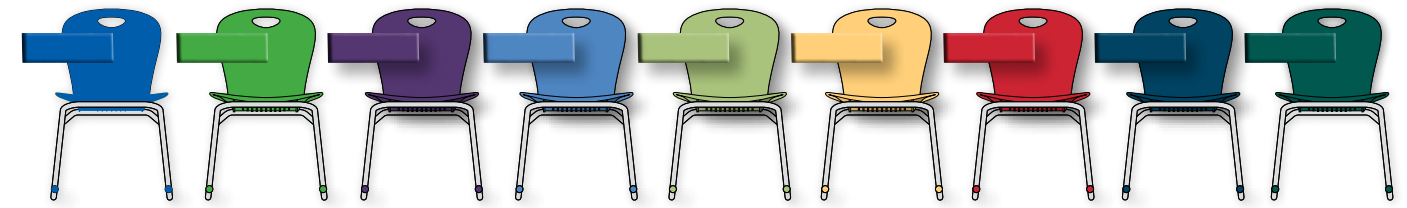
ZUMA® Series
Sized for K - 4th grade



Greenwood Elementary School | Greenwood Village, CO

Color Coordinating Environments

Colorful environments stimulate young minds – that is why Virco offers a wide variety of seating color options. Our high-pressure laminate table tops hold up under the weight of heavy use and can be color-coordinated with matching banding.



Colorful Creations

Virco offers a selection of matching seat to banding colors and banding to laminate colors to help create a playful environment for young children.





Premium furniture

Mesas dinámicas



Redefining Activity Tables

The “activity” in activity tables used to be defined by building blocks and colorful crayons . . . but that was then. Today, with its simple design and expanded color palette, Virco’s collection of classic and contemporary table styles provides a whole new look for a wide range of environments.

Sturdy, versatile, and supremely capable, Virco Series 4000 and 5000 tables are the new definition of activity table for today’s dynamic classrooms, dining areas, commons and conference centers.



Tables That Support Your Activity

Add a book box to transform a basic table into a student desk or link them together to form larger, sturdy work surfaces. Facilitate small group interaction with complementary designs that nest together - then regroup into new patterns that reinforce the concept of creative thinking. No matter what the activity or environment, there is a Virco Activity Table that’s perfect for you.

4000 Series – Activity Tables

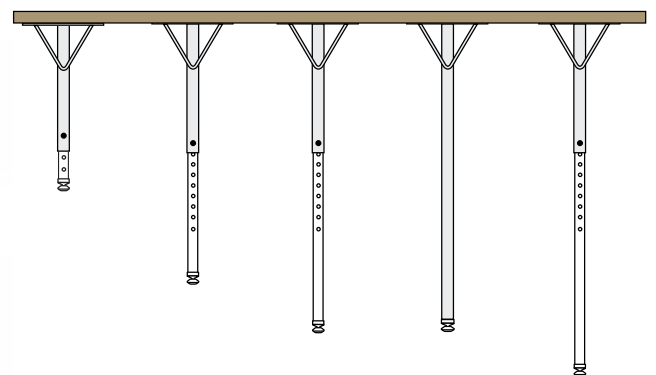
With distinct shapes and a multitude of sizes, Virco activity tables form a solid foundation for classroom, café, workroom or seminar activities. Choose from an array of tables that can be organized into groups, split into separate areas, set at different heights or a combination of all three. 4000 Series tables offer the classic look of a thin profile leg offered in adjustable or fixed-height.



TABLE SHAPES	MODEL	TOP SIZE
	482436	24" x 36"
	482448	24" x 48"
	482460	24" x 60"
	482472	24" x 72"
	483036	30" x 36"
	483048	30" x 48"
	483060	30" x 60"
	483072	30" x 72"
	483636	36" x 36"
	483660	36" x 60"
	483672	36" x 72"
	484848	48" x 48"
	4836R	36" Round
	4842R	42" Round
	4848R	48" Round
	4860R	60" Round
	48COOP72	36" x 72" Cooperative
	48KID72	48" x 72" Kidney
	48HORSE60	60" x 66" Horseshoe
	48HORSE60DC	60" Deep-Center Horseshoe
	48TRAP48	24" x 48" Trapezoid
	48TRAP60	30" x 60" Trapezoid
	48TRAP84	42" x 84" Trapezoid

TABLE SHAPES	MODEL	TOP SIZE
	48SL3048	30" x 48" Slide
	48SL3054	30" x 54" Slide
	48SL3060	30" x 60" Slide
	48SL3648	36" x 48" Slide
	48SL3654	36" x 54" Slide
	48SL3660	36" x 60" Slide
	48CLO48	48" Clover
	48FLOW60	60" Flower
	48HUB48	48" Hub
	48HUB60	60" Hub
	48SPK48	48" Spoke
	48SPK60	60" Spoke
	48SWV54	54" Swerve
	48PIN60	60" Pinwheel
	48BU5060	50" x 60" Bubble
	48LF3060	30" x 60" Leaf
	48NEST48	48" Nest
	48NEST54	54" Nest
	48NEST60	60" Nest
	48POOL	44" x 65" Pool

4000 Series Thin Profile Legs



14 1/4"-22 1/4" Adj-Height Nylon Glides	17"-25" Adj-Height Nylon Glides	22"-30" Adj-Height Nylon Glides	30" Fixed-Height Nylon Glides	26"-34" Adj-Height Nylon Glides
48FLRLEG	LO	STANDARD	N (FIXED)	W (WHEELCHAIR)

DRY ERASE



OPTIONS: **AE** SURE EDGE **DE** DRY ERASE

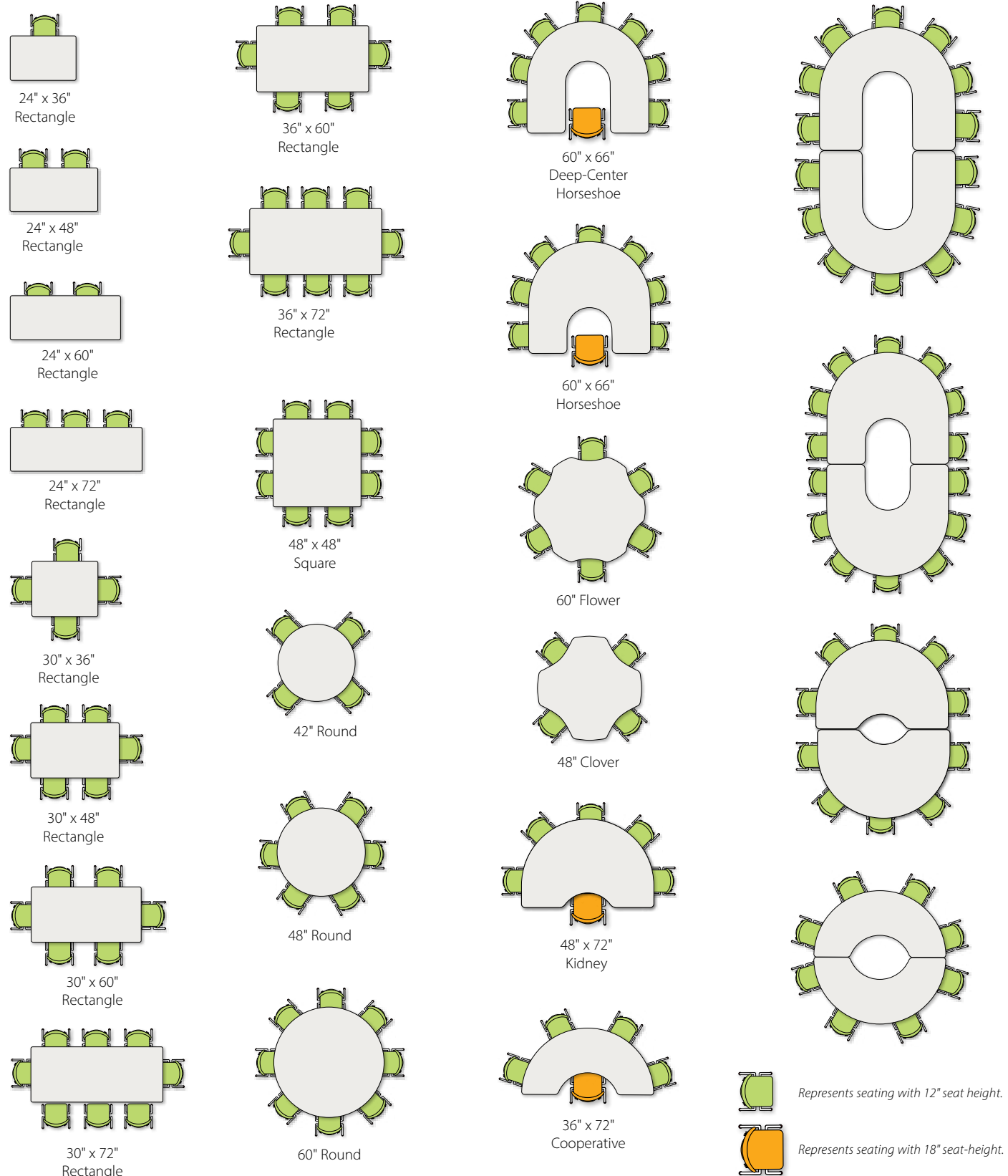
OPTIONAL ACCESSORIES:

PLASTIC BOOK BOX, TOTE TRAY, GROMMET KIT, GANGING DEVICE

For information on accessories see page 145.

Traditional Table Shapes


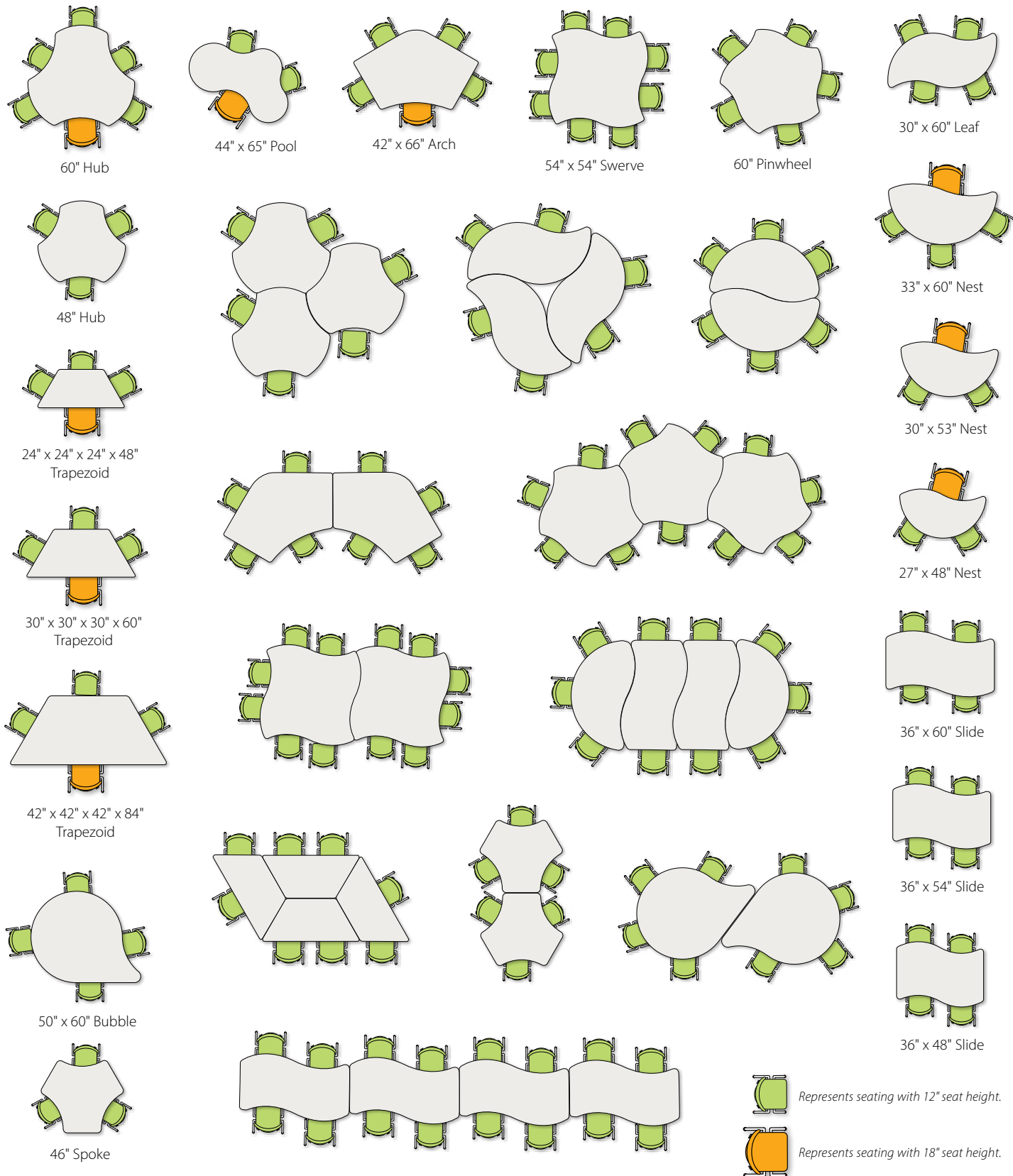
Virco traditional table shapes are available in a variety of sizes that feature both standard and call-out seating to meet your classroom's needs. Whether you prefer individual that encourage collaborative learning, or a mix of both, Virco's traditional shapes can help you create the right early learning environment for your students.

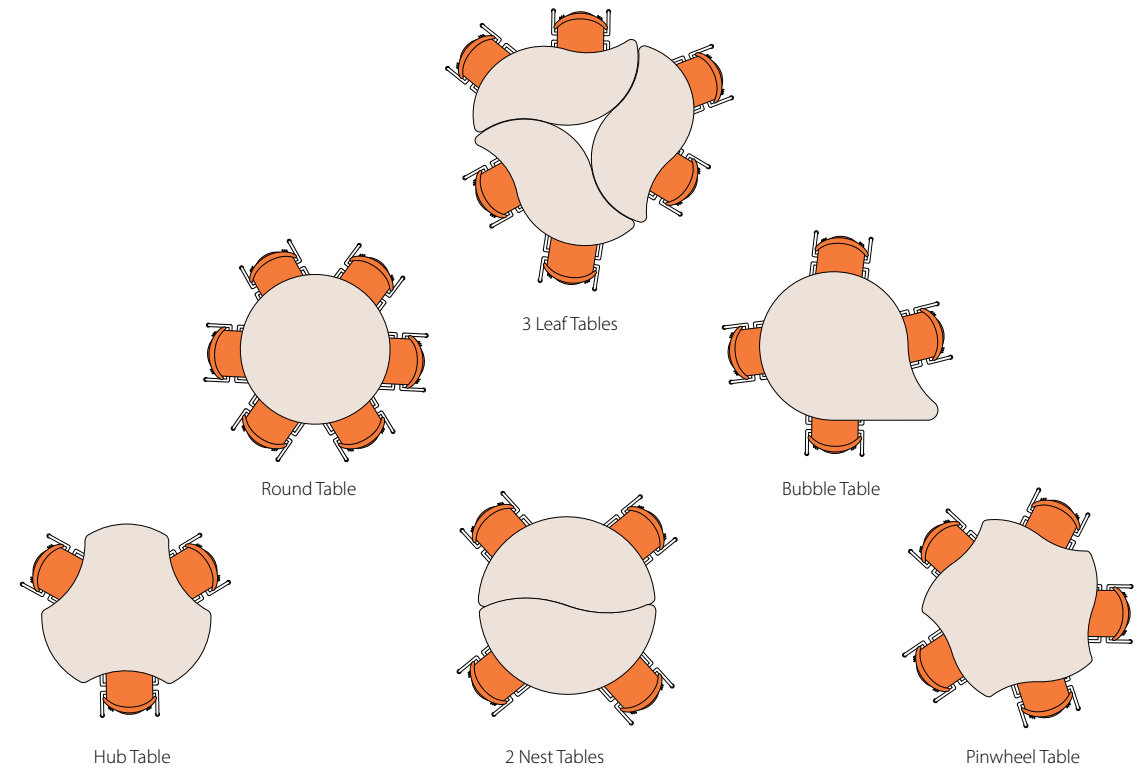


Journey of Faith Preschool | Manhattan Beach, CA

Playful Table Shapes

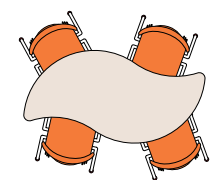
Virco's collection of playful table shapes allow you to mix and match to create a one-of-a-kind early learning environment. Engage students with new and interesting shapes by arranging tables into unique and collaborative designs.





Café Culture

Got a curvy wall? Try a curvy table. Expand upon your interior architecture with Virco Activity Tables that conform to your space. Nesting shapes and easy portability allow you to redesign on the fly or adapt the space for special events. Choose from a virtually endless combination of colors, leg styles and shapes that range from the traditional to whimsical.



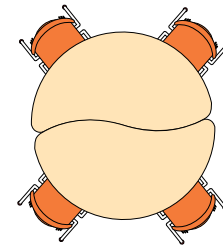
Installation: 4000 Series Leaf tables with Virtuoso® seating.



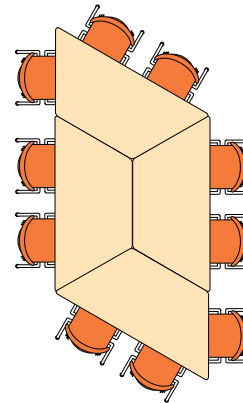
4000 Series Leaf table



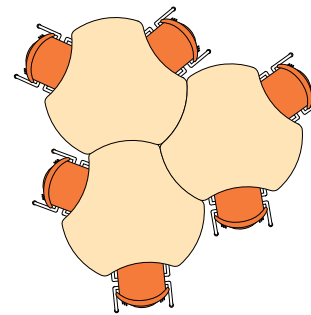
5000 Series Leaf table



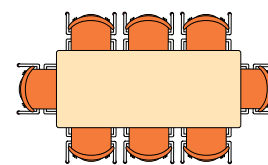
2 Nest Tables



4 Trapezoid Tables



3 Hub Tables



Installation: 4000 Series Rectangle table with Sage™ seating.

Creative Conference Calls

The modern office doesn't need to be confined to cubicles with stationary desks and fixed seating arrangements. Redefine your work space with tables that are appropriate for the task and offer the versatility to transform any space in an instant. Mix a variety of shapes to form patterns that can be used in the conference room then broken apart for individual projects. Virco Activity Tables have the aesthetics to serve throughout the workplace and the functionality to get the job done every time.



4000 Series Rectangle table



5000 Series Rectangle table

Curriculum-Appropriate Furniture Selections

Furniture configurations that are great for early elementary settings aren't a good fit in 6th or 7th grade, much less in high school. The cleanest room arrangements consist of curriculum-appropriate student and teacher stations built with the same leg styles and laminates where colors and frame finishes are tastefully matched. Virco's selection of collaborative tables, desks and chairs with common design elements – and our array of color choices across product lines – let you design a classroom with clean, integrated lines and colors. Virco furniture is thoughtfully engineered for use by students on a daily basis and rigorously tested for safety. See pages 10-11 for examples of Virco's classroom solutions.



Collaborative tables, available in a variety of rectangular, round and specialty top shapes, are popular choices for younger students in early grade levels.



Movable single-student desks work well for classes where group activities take place regularly, but where more individual space is required when it's time for independent study or testing.



Multi-student rectangular tables provide cost-effective, space-saving furniture solutions at all grade levels, from early learning environments to high school computer labs.

Journey of Faith, Manhattan Beach, CA

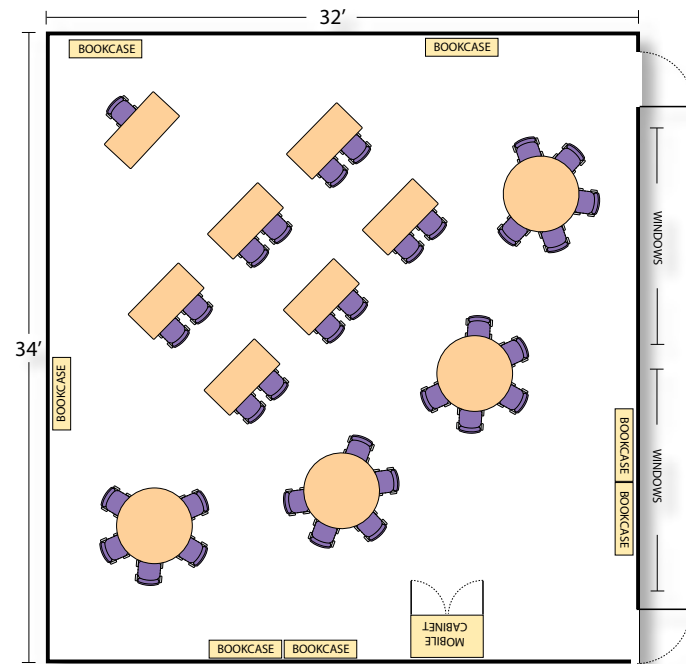
Model 482448LO tables with ZUMA® model ZU413 chairs



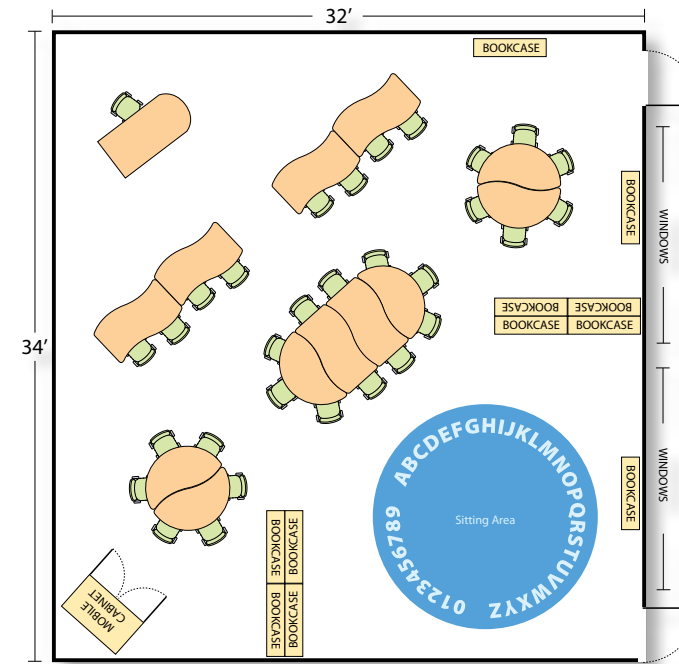
Classroom Layout Ideas

Virco's wide variety of table options allows you to customize your classroom and helps you create an early learning environment that fits your needs. Whether you prefer traditional tops, playful shapes, or a mix of each, Virco's tables can be arranged and rearranged to make your classroom your own. With so many table options to choose from, possible classroom layouts are endless; we designed some creative ideas on how to arrange an early learning classroom.

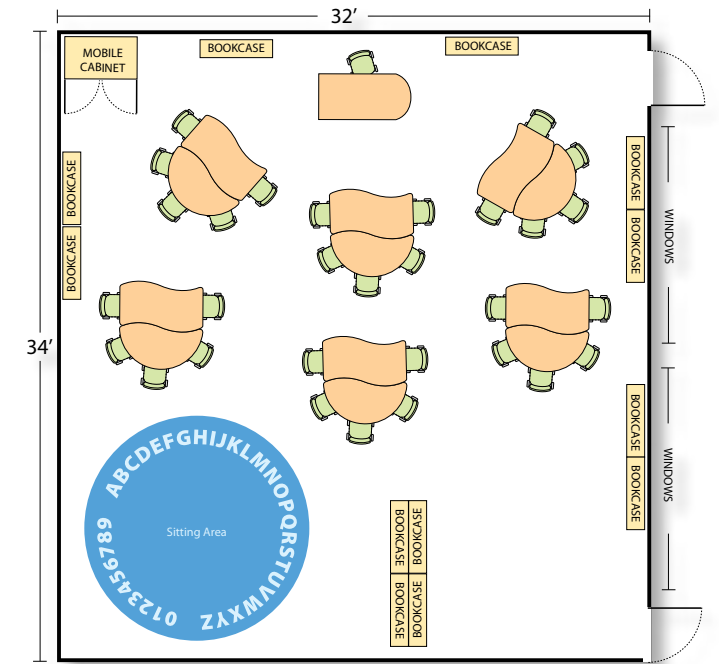
Our tables are designed to allow flexible classroom configurations that can be easily rearranged to suit the lesson or activity at hand. Activity Table Arrangements A, B, C, and D on page 21, illustrate how the same classroom furniture can be reconfigured to create diverse learning environments.



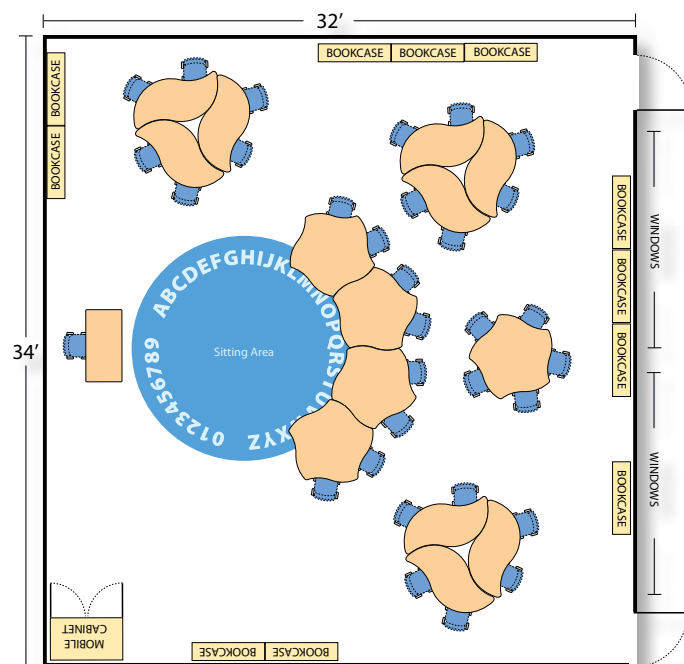
Classroom 1
 6 - 24" x 48" Rectangle tables 32 - Student Chairs
 4 - 48" Round tables 1 - Teacher's Desk & Chair



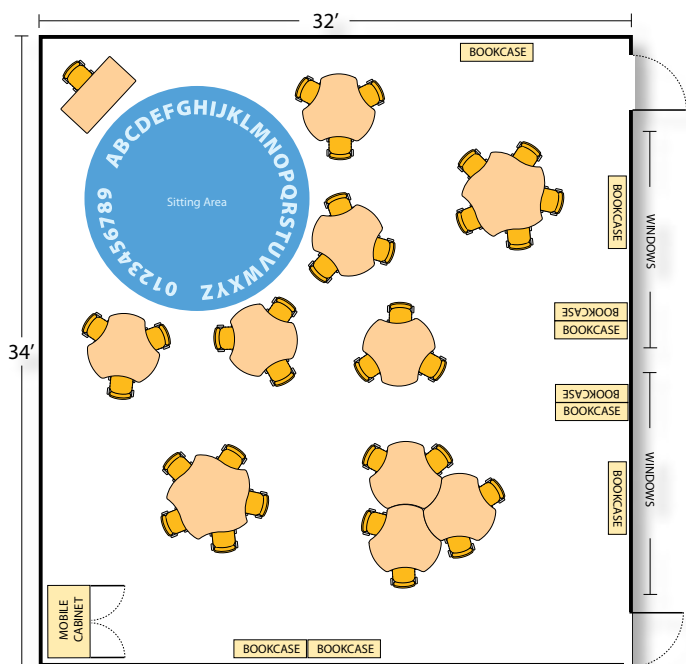
Classroom 4 - Arrangement A:
 6 - 36" x 60" Slide tables 30 - Student Chairs
 6 - 60" Nest tables 1 - Teacher's Desk & Chair



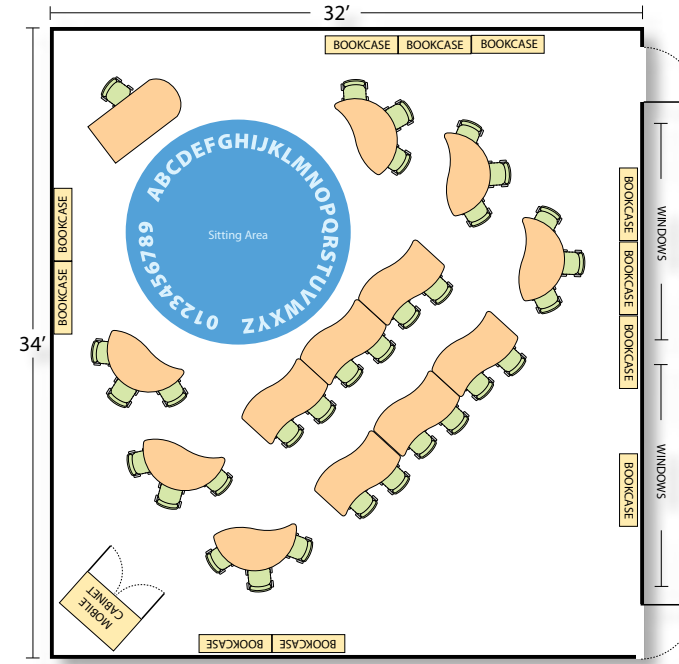
Classroom 4 - Arrangement B:
 6 - 36" x 60" Slide tables 30 - Student Chairs
 6 - 60" Nest tables 1 - Teacher's Desk & Chair



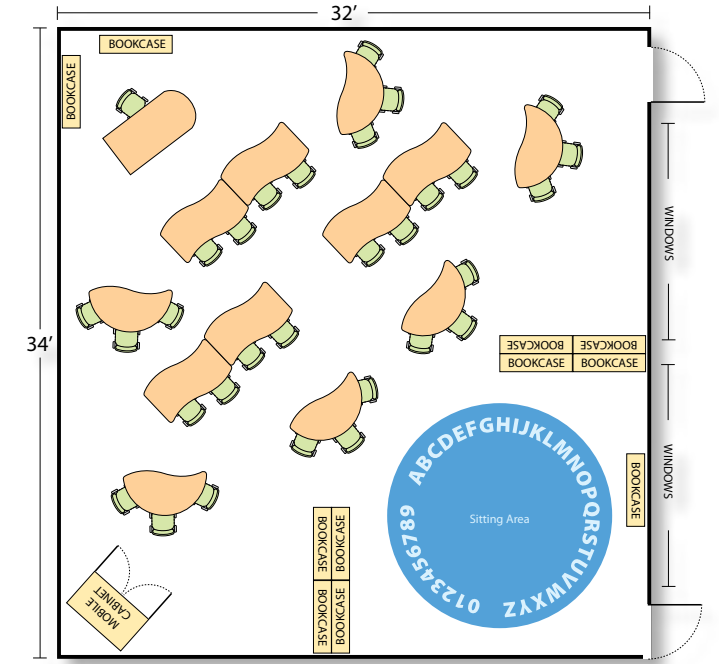
Classroom 2
 9 - 30" x 60" Leaf tables 31 - Student Chairs
 5 - 54" Pinwheel tables 1 - Teacher's Desk & Chair



Classroom 3
 8 - 48" Hub tables 31 - Student Chairs
 2 - 54" Pinwheel tables 1 - Teacher's Desk & Chair



Classroom 4 - Arrangement C:
 6 - 36" x 60" Slide tables 30 - Student Chairs
 6 - 60" Nest tables 1 - Teacher's Desk & Chair



Classroom 4 - Arrangement D:
 6 - 36" x 60" Slide tables 30 - Student Chairs
 6 - 60" Nest tables 1 - Teacher's Desk & Chair

Extra-Deep and Folding Storage

Sometimes standard-sized storage isn't enough. That is why Virco offers a variety of extra-deep storage and folding storage solutions. Our extra-deep storage units help keep classrooms organized with space for larger items and oversized books. Folding mobile units provide storage that can be opened when needed and closed to keep toys out of sight and out of mind.



Tote Tray Storage

Because every early learning environment has different teaching tools and toys, Virco provides multiple tote tray storage options to minimize clutter and maximize organization. Our clear tote trays allow students to quickly identify what belongs in each bin, while our colorful storage bins can be used to color-coordinate classroom clean-up. Whether your classroom needs basic mobile tote tray storage or options with extra shelves and vertical notebook storage, Virco has the right fit.





tip resistant furniture

Storage Cabinets with Tote Trays – *Early Childhood Storage Units*

Tote tray storage cabinets help keep early learning environments organized. Good for storing books, toys and games, these storage cabinets are fit to meet a variety of early learning classroom needs.



ECSTORTTCL12

See-all storage unit with three shelves and 12 tote trays; 33"W x 14"D x 21"H.



ECCUB304829

Double-sided storage unit with two large shelves, 12 cubbies and tote trays on one side, and three full-length shelves on the other; four heavy-duty casters; 48"W x 29"D x 30"H.



ECCUB2436TTC

One-sided storage unit with 10 trays and cubbies and heavy-duty casters; 24"W x 15"D x 38"H.



ECCUB4836TT25

One-sided storage unit with 25 trays and cubbies and four heavy-duty casters; 48"W x 15"D x 38"H.



ECCUB4836TT30

One-sided storage unit with 30 trays and cubbies and four heavy-duty casters; 58"W x 15"D x 38"H.

Storage Lockers – *Early Childhood Storage Lockers*

Storage lockers are available in a wide selection of units for early learning environments. All lockers come with a Tip-Me-Not™ footprint and have two hooks per section to maximize hanging space. Models with extra-deep lower shelves give children a place to sit and two-sided locker models provide double the storage space with 10 locker sections.



ECLOK3655

Tot-sized locker lower storage and two coat hooks in each of its five sections; 54"W x 15"D x 36¾"H.



ECLOK4848

Five-sectioned unit with top and bottom compartments and two coat hooks per section for jackets and other garments; 48"W x 15"D x 49"H.



ECLOK4854S

Seat locker features an extra-deep lower shelf where small children can sit, two coat hooks per section, 11" deep upper compartment and a 14" deep lower compartment; 54"W x 15"D x 49"H.

Open Storage Cabinets – Early Childhood Storage Units

Open storage cabinets are available in a wide selection of units for early learning environments with diverse storage needs. Select units have an extra-deep 18" base; hinged models on casters are also available.



ECCUB244818 (front)
Extra-deep mobile one-sided storage unit with two shelves and five compartments; 48"W x 18"D x 23½"H.



ECCUB244815 (front)
Mobile one-sided storage unit with two shelves and five compartments; 48"W x 15"D x 23½"H.



ECCUB364815 (front)
Mobile one-sided storage unit with three shelves and eight compartments; 48"W x 15"D x 38"H.

ECCUB304818 (back)
Extra-deep mobile one-sided storage unit with two shelves and five compartments; 48"W x 18"D x 30"H.

ECCUB304815 (back)
Mobile one-sided storage unit with two shelves and five compartments; 48"W x 15"D x 30"H.

ECCUB364818 (back)
Extra-deep mobile one-sided storage unit with three shelves and eight compartments; 48"W x 18"D x 38"H.



ECCUB249615
Mobile folding storage unit with ten compartments; can be folded and secured with latch; 96"W x 15"D x 23½"H (unfolded).



ECCUB309615
Mobile folding storage unit with ten compartments; can be folded and secured with latch; 96"W x 15"D x 30"H (unfolded).



ECSTORPUZ
Table-top puzzle rack; 12 puzzle capacity; 14¾"W x 14"D x 157⁄8"H.



ECCUB483615
Multi-purpose bookshelf with four shelves; 36"W x 15"D x 49"H.



ECCUB484816
Multi-purpose storage unit with 15" square cubbies; 48"W x 15"D x 48"H.

Creative Storage Solutions

Virco has a wide selection of lockers, multi-purpose bookshelves, and mobile storage units for early learning environments with diverse storage needs. All of our lockers come with a Tip-Me-Not™ footprint and have two hooks per section to maximize hanging space. Models with extra-deep lower shelves give children a place to sit, and our two-sided locker model provides double the storage space with 10 locker sections.

Our multi-purpose bookshelves and mobile storage units are just that: multi-purposed. Good for storing books, toys, and games, our stationary and mobile storage solutions are fit to meet a variety of early learning classroom needs.



Book Display Stands

If you're looking for durable and spacious book display and storage solutions for your early learning environment, Virco provides a wide range of shelving configurations. Some of these models come with marker board backs to give a more streamlined profile, while others serve as both book displays and storage units.



Book Display Stands

Book display stands offer your early learning environments durable, spacious book display and storage solutions. For early learning classrooms with a large number of books, double-sided mobile units offer large amounts of shelf space, back and side storage. Other models provide markerboard backs or double duty as book displays and storage units



ECBKRAK5DF

Double-faced book display stand with four shelves per side; 30"W x 15½"D x 29"H.



ECBROWSER

Mobile book browser with 8-section top, a side easel and lower storage area; 48"W x 29"D x 23½"H.



ECLCTRWHHT

Book display stand with storage and white markerboard; 24"W x 15"D x 28"H.

ECBKRAK5

Five shelves in front; four-shelf storage area on reverse side; 30"W x 11"D x 29"H.



ECBKRAK6BRD

Six shelves in front that can accommodate 30 books; two additional storage shelves and markerboard on reverse side; 30"W x 25"D x 30"H.



ECBKRAKDH

Mobile hinged double-sided book display with four shelves (three adjustable) on either side; each side measures 48"W x 18"D x 50"H, opens to 96"W.



Natural Wood Tables and Chairs

If your early learning environment calls for traditional wood furniture, Virco provides several sturdy table and chair models to fit your needs. All tables are made of ¾" thick hardwood tops and 1 ¾" square hardwood legs, and seating options include 12" and 14" chairs, as well as 12" and 18" rocking chairs.



Quiet Time

Our early childhood cots are perfect for resting or napping after an active day, making them an ideal choice for daycare, kindergarten, or other early childhood settings.

Colorful Teaching & Learning Rugs

Virco's colorful rugs help make learning fun. Our selection of rugs for early childhood learning environments not only helps students learn their basic shapes and numbers but teaches them how to use a calendar and to identify all 50 states. All Virco rugs are made to stand up to heavy use with double-stitched edges and Carpet Guard stain protection.



Discover America geography rug; 8'4" x 11'8".



Calendar rug to help children learn the days of the week and months of the year; 8'4" x 13'4".

Blocks-of-Fun rug helps teach basic shapes and numbers; 8'4" x 11'8".



Early Learning Playtime – Dramatic, Block and Game Play

Playtime is an important part of an early childhood learning environment. From a dress-up center with a full-length mirror to a 5-in-1 kitchen center, play stations encourage students to stretch their imaginations through make-believe.



ECIRONSET

Wood ironing board and iron; 24"W x 8"D x 25"H.



ECMIRROR

Acrylic mirror without tilt; 15"W x 2"D x 49"H with a 12"D base.



ECBLOCKBIN

Mobile storage block bin; 24"W x 24"D x 16"H.



ECDOLLCHAIR

Wood high chair for dolls; 12½"W x 12"D x 24"H.



ECBROOMKIT

Housekeeping station with mop, broom, duster and pan in stand; 12"W x 12"D x 21"H.



ECKTCNTR

Kitchen center with full-length Pinch-Me-Not™ doors, a range with "burners", a removable plastic sink tray, an overhead storage unit and a playtime microwave; 40"W x 15"D x 40"H.



ECSINK

Step-up-n-wash step stool with hand holds on each side and slip-resistant strips on each step; 18"W x 15"D x 28"H.



ECKTCHN

Kitchen set includes set of 4 appliances with hutch, range, sink, and refrigerator.

Sink: 20½"W x 15"D x 22⅞"H

Range: 20½"W x 15"D x 22⅞"H



Hutch: 20½"W x 15"D x 35"H

Refrigerator: 20½"W x 15"D x 36"H



ECDRESS

Dress-up center with garment hooks, upper shelf and mirror; 30"W x 15"D x 30"H.



ECBNPLAY

Build-n-play table includes reversible top panels featuring checkerboard pattern and Lego® and Duplo® block plate with two large storage bins and two lower shelves; 36½"W x 18"D x 19"H.



ECTHEATER

Deluxe puppet theater with curtains, curtain rod and two writable chalkboard surfaces; puppets are not included; 47"W x 6"-18"D x 48"H.



ECSWT4617T

Sand and water sensory table with top includes a 6" deep plastic liner, a drain plug and casters on two legs. 46"W x 17"D x 24"H.



ECDOLLBED

Wood doll bed; 21½"W x 11⅞"D x 9¼"H.



ECBLOCKS183

Hardwood block set with 24 different shapes; 183 total pieces.

Early Learning Rugs

Early learning rugs help students learn to count, use a calendar and to identify the 50 U.S. states. All rugs have double-stitched edges and are Carpet Guard stain protected.



RUGBL100140

Blocks-of-Fun rug helps teach basic shapes and numbers; 8'4" x 11'8".



RUGCA90144

Calendar rug to help children learn the days of the week and months of the year; 8'4" x 13'4".



RUGDA100140

Discover America geography rug; 8'4" x 11'8".

Projection Screens

Projection screens are offered in two sizes, 60" x 60" and 70" x 70". A bracket kit (Model KBRKT2) is available to allow you to wall-mount either screen so it hangs at a distance of six inches from a wall.

SCRN6060

Matte white projection screen; wall or ceiling mount; 60" x 60".

SCRN7070

Matte white projection screen; wall or ceiling mount; 70" x 70".



KBRKT2

Pair of 6" wall-mount brackets for models SCRN6060 and SCRN7070; Color: White; 2-pack kit.

Flags



FLAGIN1624 (shown)

16" x 24" U.S. flag mounted on a 7/16" x 48" staff; sold in cartons of 12.

FLAGIN2436

24" x 36" U.S. flag mounted on a 7/16" x 48" staff; sold in cartons of 12.

FLAGHOLD

Steel flagstaff holder, sold in cartons of 12; for use with models FLAGIN1624 or FLAGIN2436.



FLAGIN3660SET

Flag set includes 3' x 5' fringed flag, admiral floor stand, 2-piece polished oak pole, 7" gold plated eagle, and golden yellow cord and tassels.

Art Equipment

Art equipment keeps your space organized while facilitating creative activities. Heavy-duty drying and storage units feature an all-steel welded frame, casters for mobility and can hold charts, posters, fabrics and prints. Additional art equipment includes a folding wooden drying rack, a mobile storage rack that holds up to eight large rolls of art paper, and a ware cart with optional shelves for ceramics and related art projects.



ARTROLA

Mobile Rola-Rack™ art equipment that holds up to eight large paper rolls; 38"W x 25"D x 52½"H.



ARTDRY1

Foldable art project drying rack; 25"W x 33"D x 37"H.



ARTDRY40

Double-sided drying rack with 40 shelves measuring 20"W x 16"D; overall dimensions 20"W x 32"D x 26¼"H.



ARTCART (shown with ARTCARTSH)

Ware cart with nine shelf supports and optional 12" deep exterior-grade plywood shelves (shelves sold separately - Model ARTCARTSH); 35"W x 24"D x 72¾"H.

ARTCARTSH

Set of twelve 12" deep exterior-grade plywood shelves for Model ARTCART; 12"W x 32"L.

Building Services

Building services and equipment that helps you effectively meet your school's specialty product needs.



FABEDPD

First-aid bed with 2" foam padding, vinyl upholstery, adjustable headrest and chromed legs. 26"W x 74"L x 18"H.



FATREAT

Exam/therapy/taping table with hardwood frame, 2" foam padding with vinyl upholstery, adjustable headrest and paper dispenser. 28"W x 74"L x 31"H.



ECCOT

Standard cot for early learning environments. 53"W x 23"D x 5"H.



DFASCALE

Digital first aid scale that measure students who are up to 7' tall.



FASTOOL

Medical swivel stool with adjustable height, die-cast, aluminum base and dual wheel casters. 16" diameter x 17"-22"H.



LIBSTPSTL

Mobile two-step step stool with soft, slip-resistant pads on both sides; wheels retract when stepped on; 16" diameter x 13½"H.



CLOCK12

12" diameter wall-mounted quartz clock with shatter-resistant safety lens.



KPHYSED

Portable rugged ball locker with four multi-directional wheels and lockable hinged top; balls not included; 24"W x 42"L x 36"H.



TRSHCANMED

Hinged lid trash can with foot-actuated lever, 3½-gallon capacity; 10" diameter x 15¾"H.



TRSHCAN

Plastic waste basket, 10¼-gallon capacity; 15¼"W x 11"D x 19¾"H.



TRSHCANREC

Plastic recycling waste basket, 41¼-quart capacity; 11"W x 15¼"D x 19¾"H.



TRSHCAN55GLID

Lid for model TRSHCAN55G.

TRSHCAN55G

Plastic trash can, 55-gallon capacity; 26½" diameter x 33"H.

HCTTRASH

Dolly for model TRSHCAN55G.



BT19318D

8' picnic table with diamond pattern surfaces; green plastic-coated metal with black frame; 30" x 96" top and 12" deep benches.



BT1272

Coated 6' portable park bench with diamond pattern surfaces; green plastic-coated metal with black frame; overall dimensions 72"L x 24"D x 36"H; bench is 12"W and 18"H.



TRSHCANOUT

Outdoor trash can, 32-gallon capacity; 24" diameter x 30"H.

Playtime

Playtime is a vital component of early childhood learning, and Virco helps to encourage fun and creativity with our range of dynamic play stations. Our play stations include a dress-up center with a full-length mirror, and a 5-in-1 kitchen center, which allows students to stretch their imaginations through make-believe. We offer a hardwood block set with 24 different shapes that provide a hands-on experience for students to be creative. Additionally, our puppet theater is ideal for hours of active play.



Art

Virco's early learning art equipment is made to give aspiring artists a designated space to express themselves. Our selection of art stations include an art center that accommodates four students, a hinged three-way easel and a two-sided easel.



Easels and Whiteboards

Whether used to present teaching materials or to display student work, easels and whiteboards make great teaching tools for early childhood learning environments. That's why Virco provides a selection of mobile and free-standing easels and whiteboards.



Wood Chairs

Wooden seating selections include 12" and 14" 4-leg chairs and 16" and 18" sled-based chairs. Ideal for early learning environments and library settings.



ECCH12
12" seat height



ECCH14
14" seat height



LIBCH16
16" seat height



LIBCH18
18" seat height

Wood Rocking Chairs

Wood rocking chairs are sturdy and durable and compliment any early learning environment.



ECROCK12
Juvenile rocker, 12" seat height.



ECROCK18
Adult rocking chair, 18" seat height.



CHAIRS

Virco founder Julian Virtue revolutionized classroom furniture when he placed a molded plastic seat atop sturdy chromed-steel legs. Student seating could now support the whole learning experience through comfort, ergonomics and style – all at a price that fits school budgets. Today Virco offers a vast lineup of seating solutions for schools, offices, dining and event venues in a wide range of styles, materials, colors and sizes – all built with the legendary durability that keeps our chairs performing year after year.



SUGGESTED SIZE SELECTOR

Grade	Seat Heights						
	10"	12"	13"	14"	15"	16"	18"
Preschool	■	■					
Kindergarten		■	■	■			
1 st Grade		■	■	■	■		
2 nd Grade				■	■		
3 rd Grade						■	
4 th Grade						■	
5 th Grade - Adult							■

SUGGESTIONS ARE FOR STUDENTS OF AVERAGE HEIGHT AND WEIGHT.

Seat heights should be measured by calculating the distance from the floor to the top of the front curve of the seat. Measurements should not be taken at the seat's side or rear. If at all possible, measure the heights of a representative sample of students in each grade prior to each school year. This will help you more accurately determine your specific seating needs as time goes by.



¿Te gustaría tener la posibilidad de aumentar considerablemente la tasa de inscripción anual, así como la tasa de retención de alumnado, logrando con ello un crecimiento acelerado, teniendo con ello la posibilidad de expandirte o generar el máximo retorno de utilidades para realizar tus mas anhelados proyectos en mucho menos tiempo?







N218



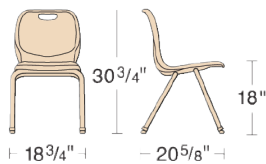
Min. Orden 50

Silla ergonómica, la concha es fabricada en polipropileno virgen de 8mm de espesor, con retardante de flama hasta por 7 minutos, con estructura en acero calibre 16" y regatones autolubricables de por vida.



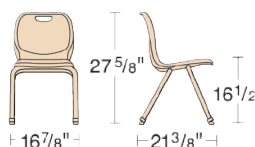
N218

18" Altura del asiento



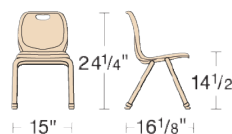
N216

16" Altura del asiento



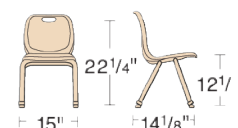
N214

14" Altura del asiento



N212

12" Altura del asiento



N918

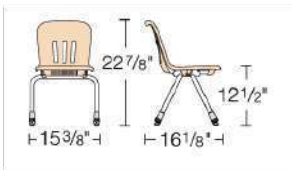


Silla ergonómica, la concha es fabricada en polipropileno virgen de 8 mm, cuenta con retardante de flama de hasta 7 minutos, la estructura es fabricada en acero de calibre 16" y regatones autolubrificables de por vida.

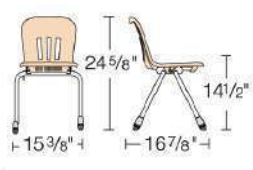
Min. Orden 50



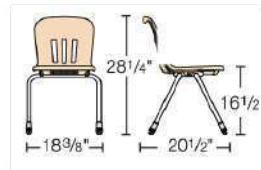
N912



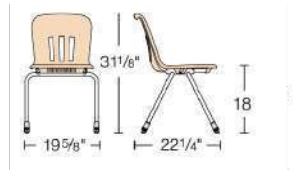
N914



N916



N918



ZU418 Min. Orden 50

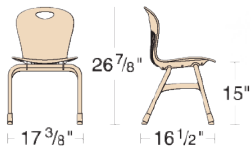


Silla ergonómica, la concha es fabricada en polipropileno virgen, cuenta con retardante de flama de hasta 7 minutos y la estructura es fabricada en acero de calibre 16", regatones autolubricables de por vida.



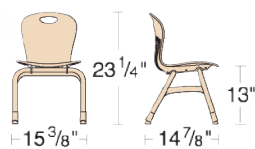
ZU415

15" Altura del asiento



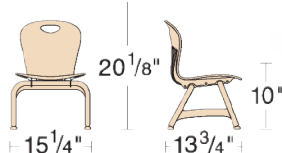
ZU413

13" Altura del asiento



ZU410

10" Altura del asiento





9018



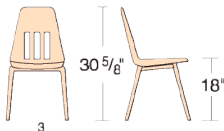
Silla con ergonomía pasiva, la concha está fabricada en polipropileno virgen de 8 mm, cuenta con retardante de flama de hasta 7 minutos, la estructura es fabricada en acero de calibre 16" y regatones autolubricables de por vida.

Min. Orden 50



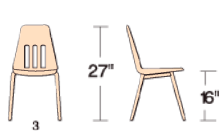
9018

18" Altura del asiento



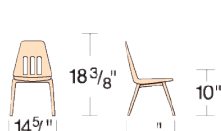
9016

16" Altura del asiento



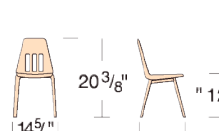
9014

10" Altura del asiento



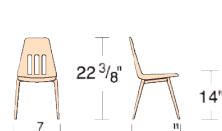
9012

12" Altura del asiento



9010

14" Altura del asiento





AN18



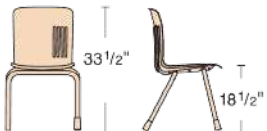
Min. Orden 50

Silla ergonómica, la concha es fabricada en polipropileno virgen de 8 mm, cuenta con retardante de flama de hasta

7 minutos, la estructura es fabricada en acero de calibre 16" y regatones autolubricables de por vida.

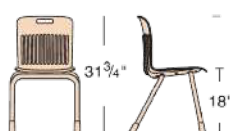


AN18EL
2" seat height

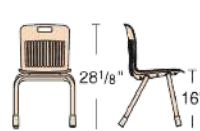


*Asiento extra grande

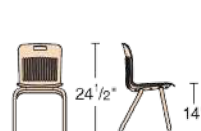
AN18
18" seat height



AN16
16" seat height



AN14
14" seat height



AN12
12" seat height



Serie 2000



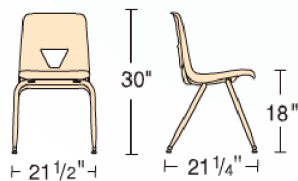
Min. Orden 50

Sillas con marco de acero tubular, concha de una sola pieza moldeada en polipropileno, patas con bases de nylon para estabilidad y equilibrio de la silla.

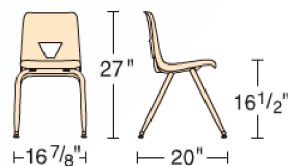
Disponible también en base de metal cromado. Están disponibles en 12, 14, 16 y 18 pulgadas de altura, teniendo la mejor opción para las requisiciones por grados.



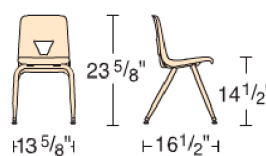
2018



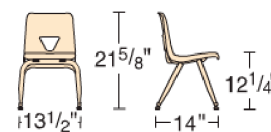
2016



2014



2012



ZUMA® Series – 4-Leg Stack Chairs

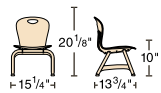
ZUMA Series 4-leg stacking chairs bridge the gap with seating that offers ergonomic support, playful style and durable construction. This 4-leg stack chair features a tubular steel frame, a one-piece, molded polypropylene shell and is available in a range of seat heights from 10" to 18".

Chairs stack up to 6 high



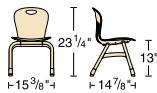
ZU410

10" seat height



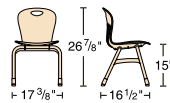
ZU413

13" seat height



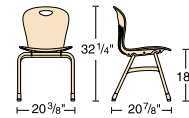
ZU415

15" seat height



ZU418

18" seat height



OPTIONAL CONFIGURATIONS

- FG** FELT-BASE GLIDES
- SG** STEEL-BASE GLIDES
- A** ARMRESTS
- BR** BOOKRACK
- G** GANGING DEVICE

Armrests are not available on 10" seat height chairs. Bookrack and Ganging Device are only available on 18" seat height chairs.

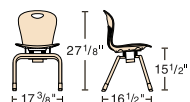
ZUMA® Series – C2M 4-Leg Chairs

ZUMA Series C2M (Choose to Move) 4-leg chairs offer the ultimate choice in flexible seating with a unique patent-pending mode selector. In active mode, the chair allows controlled movement with air coils that flex and compress as you move in all directions – from side-to-side, back-and-forth and in-between. When conventional seating is more appropriate, a simple twist transforms the chair into an ergonomic, fixed position.



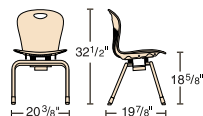
ZC2M15

15 1/2" seat height



ZC2M18

18" seat height



OPTIONAL CONFIGURATIONS

- FG** FELT-BASE GLIDES
- SG** STEEL-BASE GLIDES



ZUMA® Series – 4-Leg Stacking Caster Chairs

ZUMA Series stacking caster chairs are easily movable and are ideal for flexible and collaborative classroom spaces. Featuring a spacious, ergonomically contoured shell and four 2" twin-wheel nylon soft casters, these chairs stack 5-high and have under-seat bumpers to protect contact surfaces.

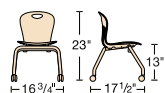


Chairs stack up to 5 high



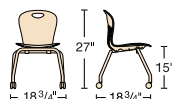
ZUST13C

13" seat height



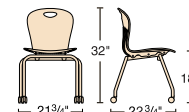
ZUST15C

15" seat height



ZUST18C

18" seat height



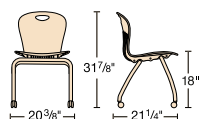
ZUMA® Series – 4-Leg Chairs and Stools with Civitas Frame

ZUMA Series 4-Leg chairs and stools with Civitas Frame feature stylish legs for a casually chic and inviting effect, a tubular steel frame and a one-piece, molded polypropylene shell. The ZUMA bucket offers a flexible backrest for long lasting comfort. All models are available with a welded-on bookrack for additional storage.



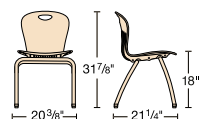
ZC18C

18" seat height with casters (model CZ18BRC shown).



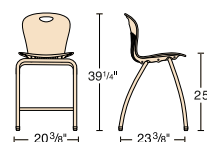
ZC18

18" seat height



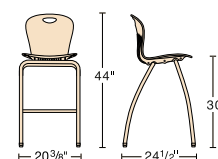
ZC25

25" seat height



ZC30

30" seat height



OPTIONAL CONFIGURATIONS

- FG** FELT-BASE GLIDES
- SG** STEEL-BASE GLIDES
- BR** BOOKRACK

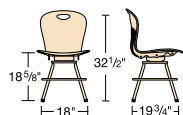
ZUMA® Series – Lab Stools

ZUMA Series 4-leg lab stools feature a tubular steel frame and a comfortable, ergonomically contoured polypropylene shell. The stool features a self-returning swivel seat that rotates approximately 180 degrees.



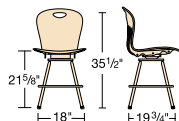
ZU18LS

18 5/8" fixed seat height



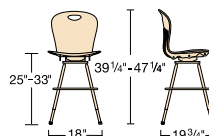
ZU21LS

21 5/8" fixed seat height



ZU2533LSSG

25"-33" seat height



OPTIONAL CONFIGURATIONS

- FG** FELT-BASE GLIDES
- SG** STEEL-BASE GLIDES

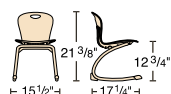
ZUMA® Series – Rocking Chairs

ZUMA Series rocking chairs encourage healthy movement and provide a moderate range of back-and-forth motion. Rocking chairs feature a sturdy, cantilevered tubular steel frame and a comfortable, ergonomically contoured polypropylene shell that flexes to accommodate different body types.



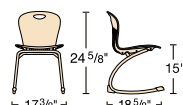
ZROCK13

13" seat height



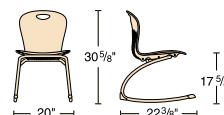
ZROCK15

15" seat height



ZROCK18

18" seat height



OPTIONAL CONFIGURATIONS

- FG** FELT STRIP ON EACH LEG
- A** ARMRESTS
- BG** BUMP GLIDES

Recommended for use on carpeted surfaces only; however, an optional factory-installed felt strip on the bottom of each leg is available for flooring applications where a felt contact surface is appropriate. Not recommended for use on VCT flooring (Vinyl Composition Tile).

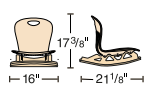
ZUMA® Series – Floor Rockers

ZUMA Series floor rockers feature an ergonomic seat atop a sturdy, one-piece rocking base with a non-marring pad for smooth, quiet movement. With subtle back-and-forth motion, floor rockers offer an ergonomic alternative to floor seating.



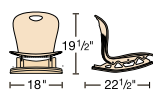
ZFLROCK15

Sized for K - 4th Grade



ZFLROCK18

Sized for 5th Grade - Adult



Non-Marring Pad



ZUMA® Series – Cantilever Chairs

ZUMA Series cantilever chairs feature a sturdy, cantilevered tubular steel frame and a comfortable, ergonomically contoured polypropylene shell.



ZCANT18BR
18" seat height with bookrack



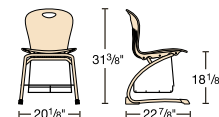
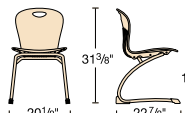
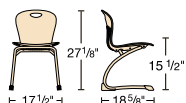
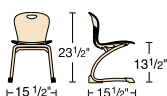
ZCANT13
13" seat height



ZCANT15
15½" seat height



ZCANT18
18" seat height



OPTIONAL CONFIGURATIONS

- FG** FELT-BASE GLIDES
- SG** STEEL-BASE GLIDES
- A** ARMRESTS
- BR** BOOKRACK

Armrests are only available on 18" seat height chairs. Bookrack is only available for 15" and 18" seat height chairs.

ZUMA® Series – Stacking Cantilever Chairs

ZUMA Series stacking cantilever chairs feature a sturdy, cantilevered tubular steel frame and a comfortable, ergonomically contoured polypropylene shell. The chairs stack 4-high and can rest securely on a desk or table top.



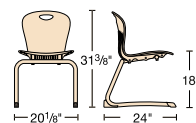
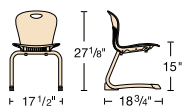
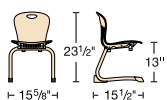
ZSTCANT13
13" seat height



ZSTCANT15
15" seat height



ZSTCANT18
18" seat height



OPTIONAL CONFIGURATIONS

- FG** FELT-BASE GLIDES
- SG** STEEL-BASE GLIDES

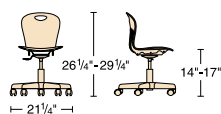
ZUMA® Series – Mobile Task Chairs and Lab Stools

ZUMA Series mobile task chairs and lab stools feature a comfortable, ergonomically contoured polypropylene shell and a pneumatic mechanism for easy seat height adjustment. Chairs swivel 360 degrees and feature five 2" diameter, dual-wheel, hooded swivel casters. Lab stools offer a footring that adjusts in height from 8" to 14".



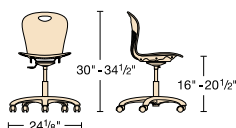
ZTASK15

14"-17" seat height



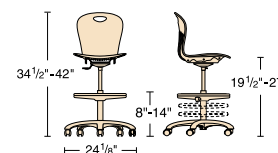
ZTASK18

16"-20 1/2" seat height



ZLAB

19 1/2"-27" seat height



OPTIONAL CONFIGURATIONS

- C** SOFT-WHEEL CASTERS
- UG** FIXED GLIDES
- A** ARMRESTS

Armrests are only available on ZTASK18.

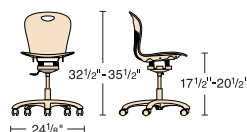
ZUMA® Series – R2M Mobile Task Chairs

ZUMA Series R2M (Room to Move®) mobile task chairs move with you to help activate your best sitting position. With an ergonomic seat secured by four air coils that flex and compress as you move, this task chair provides controlled movement in all directions from front-to-back, side-to-side and in-between. The polypropylene shell flexes to accommodate different body types and a pneumatic mechanism allows easy seat height adjustment from 17 1/2" to 20 1/2".



ZR2MTASK18

17 1/2"-20 1/2" seat height



OPTIONAL CONFIGURATIONS

- C** SOFT-WHEEL CASTERS
- UG** FIXED GLIDES

Analogy® Series – 4-Leg Stack Chairs

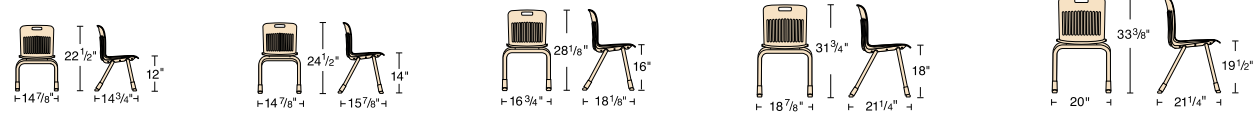
Analogy Series 4-leg stacking chairs feature a striking upright design and an ergonomically contoured shell. 4-leg chair models range in size from 12" to 18" seat heights. 18" Chairs are available with an extra-large (EL) shell to accommodate larger students, as well as a padded seat for additional comfort.



Chairs stack up to 8 high



AN12 12" seat height **AN14** 14" seat height **AN16** 16" seat height **AN18** 18" seat height **AN18ELP** 18½" seat height with extra-large shell. Padded upholstered option shown.



OPTIONAL CONFIGURATIONS

- FG** FELT-BASE GLIDES
- SG** STEEL-BASE GLIDES
- BR** BOOKRACK
- P** PADDED UPHOLSTERED SEAT

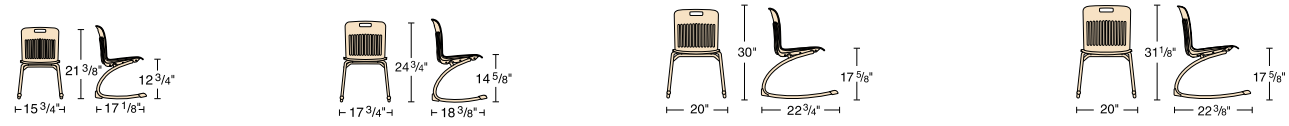
Bookrack and extra-large seat is only available on 18" seat height chairs. Padded Seat is only available on 18" extra-large seats.

Analogy® Series – Rocking Chairs

Analogy Series rocking chairs encourage healthy movement and provide a moderate range of back-and-forth motion. Rocking chairs feature a sturdy, cantilevered tubular steel frame and a comfortable, ergonomically contoured polypropylene shell.



ANROCK14 13" seat height **ANROCK16** 15" seat height **ANROCK18** 18" seat height **ANROCK18EL** 18" seat height with extra-large shell



OPTIONAL CONFIGURATIONS

- FG** FELT STRIP ON EACH LEG
- BG** BUMP GLIDES
- P** PADDED UPHOLSTERED SEAT

Recommended for use on carpeted surfaces only; however, an optional factory-installed felt strip on the bottom of each leg is available for flooring applications where a felt contact surface is appropriate. Not recommended for use on VCT flooring (Vinyl Composition Tile). Padded Seat is only available on 18" extra-large seats.

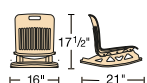
Analogy® Series – Floor Rockers

Analogy Series floor rockers feature an ergonomic seat atop a sturdy, one-piece rocking base with a non-marring pad for smooth, quiet movement. With subtle back-and-forth motion, floor rockers offer an ergonomic alternative to floor seating.



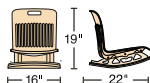
ANFLROCK15

Sized for K - 4th Grade



ANFLROCK18

Sized for 5th Grade - Adult



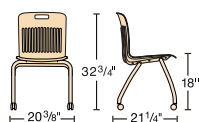
Analogy® Series – 4-Leg Chairs and Stools with Civitas Frame

Analogy Series 4-leg chairs and stools with Civitas frame feature stylish legs for a casually chic and inviting effect, a tubular steel frame and an extra-large, one-piece, molded polypropylene shell. The Analogy bucket offers a flexible, ergonomic backrest for long lasting comfort. All models are available with a welded-on bookrack for additional storage.



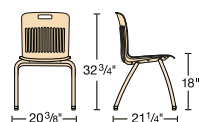
CA18ELC

18" seat height with casters (model CA18ELBRPC shown).



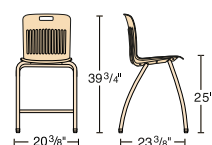
CA18EL

18" seat height



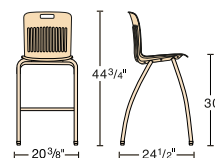
CA25EL

25" seat height



CA30EL

30" seat height



OPTIONAL CONFIGURATIONS

FG FELT-BASE GLIDES

SG STEEL-BASE GLIDES

P PADDED UPHOLSTERED SEAT

BR BOOKRACK

Analogy® Series – C2M 4-Leg Chairs

Analogy Series C2M (Choose to Move) 4-leg chairs offer the ultimate choice in flexible seating with a unique patent-pending mode selector. In active mode, the chair allows controlled movement with air coils that flex and compress as you move in all directions – from side-to-side, back-and-forth and in-between. When conventional seating is more appropriate, a simple twist transforms the chair into an ergonomic, fixed position.



ANC2M15

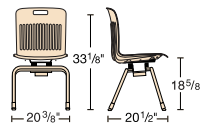
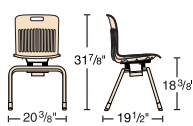
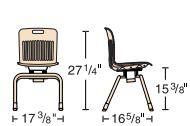
15" seat height

ANC2M18

18" seat height

ANC2M18EL

18½" seat height with extra-large shell



OPTIONAL CONFIGURATIONS

- FG** FELT-BASE GLIDES
- SG** STEEL-BASE GLIDES
- P** PADDED UPHOLSTERED SEAT

Padded Seat is only available on 18" extra-large seats.

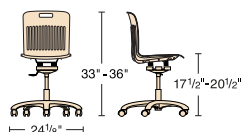
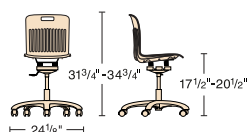


ANR2MTASK18

17½"-20½" seat height

ANR2MTASK18EL

17½"-20½" seat height



Analogy® Series – R2M Mobile Task Chairs

Analogy Series R2M (Room to Move®) mobile task chairs move with you to help activate your best sitting position. With an ergonomic seat secured by four air coils that flex and compress as you move, this task chair provides controlled movement in all directions from front-to-back, side-to-side and in-between. The pneumatic mechanism allows easy seat height adjustment from 17½" to 20½".

OPTIONAL CONFIGURATIONS

- C** SOFT-WHEEL CASTERS
- UG** FIXED GLIDES
- P** PADDED UPHOLSTERED SEAT

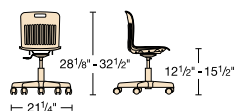
Padded Seat is only available on 18" extra-large seats.

Analogy® Series – Mobile Task Chairs and Lab Stools

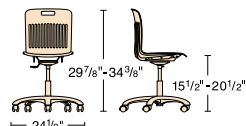
Analogy Series mobile task chairs and lab stools feature an adjustable and comfortable, ergonomically contoured polypropylene shell and a pneumatic mechanism for easy seat height adjustment. Chairs swivel 360 degrees and feature five 2" diameter, dual-wheel, hooded swivel casters. Lab stools offer a footring that adjusts in height from 8" to 14".



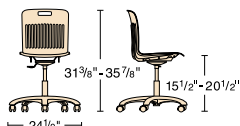
ANTASK16
12½"-15½" seat height



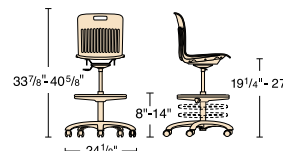
ANTASK18
16"-20½" seat height



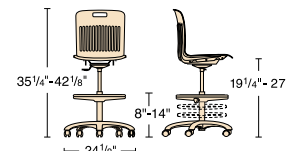
ANTASK18EL
16"-20½" seat height



ANLAB
19"-27" seat height



ANLABEL
19"-27" seat height



OPTIONAL CONFIGURATIONS

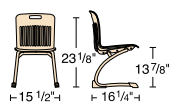
- C** SOFT-WHEEL CASTERS
 - UG** FIXED GLIDES
 - P** PADDED UPHOLSTERED SEAT
- Padded Seat is only available on 18" extra-large seats.

Analogy® Series – Cantilever Chairs

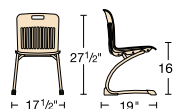
Analogy Series cantilever chairs feature a sturdy, cantilevered tubular steel frame and a comfortable, ergonomically contoured polypropylene shell.



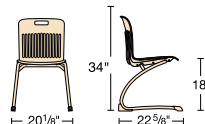
ANCANT14
14" seat height



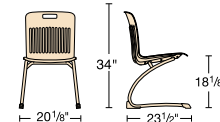
ANCANT16
16" seat height



ANCANT18
18" seat height



ANCANT18EL
18" seat height



OPTIONAL CONFIGURATIONS

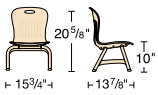
- FG** FELT-BASE GLIDES
 - SG** STEEL-BASE GLIDES
 - BR** BOOKRACK
 - P** PADDED UPHOLSTERED SEAT
- Bookrack is only available for 18" seat height chairs. Padded Seat is only available on 18" extra-large seats.

Sage™ Series – 4-Leg Stack Chairs

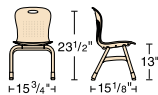
Sage Series 4-leg stacking chairs offer a larger contoured shell, wider backrest and elegantly curved, extra heavy-duty legs. This 4-leg stack chair features a tubular steel frame and a multi-ribbed one-piece, molded polypropylene shell with a gentle flex. The chair is available in a range of sizes from 10" to 19" seat heights.



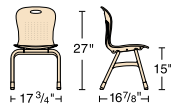
SG410
10" seat height



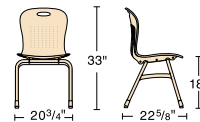
SG413
13" seat height



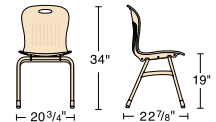
SG415
15" seat height



SG418
18" seat height



SG419
19" seat height



OPTIONAL CONFIGURATIONS

- FG** FELT-BASE GLIDES
- SG** STEEL-BASE GLIDES
- A** ARMRESTS
- BR** BOOKRACK
- P** PADDED UPHOLSTERED SEAT
- G** GANGING DEVICE

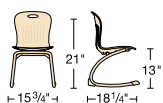
Armrests are not available on 10" seat height chairs. Bookrack is only available on 15", 18" and 19" seat height chairs. Padded Seat is only available on 18" and 19" seat height chairs. Ganging Device available on 18" and 19" seat height chairs only and cannot use ganging device on chairs with armrests.

Sage™ Series – Rocking Chairs

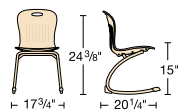
Sage Series rocking chairs encourage healthy movement and provide a moderate range of back-and-forth motion. Rocking chairs feature a sturdy, cantilevered tubular steel frame and a comfortable, ergonomically contoured polypropylene shell.



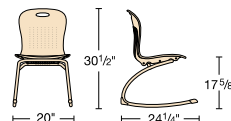
SGROCK13
13" seat height



SGROCK15
15" seat height



SGROCK18A
18" seat height with armrests



OPTIONAL CONFIGURATIONS

- BG** BUMP GLIDES
- A** ARMRESTS
- FG** FELT STRIP ON EACH LEG

Recommended for use on carpeted surfaces only; however, an optional factory-installed felt strip on the bottom of each leg is available for flooring applications where a felt contact surface is appropriate. Not recommended for use on VCT flooring (Vinyl Composition Tile).

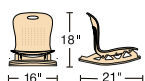
Sage™ Series – Floor Rockers

Sage Series floor rockers feature an ergonomic seat atop a sturdy, one-piece rocking base with a non-marring pad for smooth, quiet movement. With subtle back-and-forth motion, floor rockers offer an ergonomic alternative to floor seating.



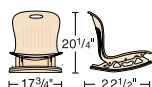
SGFLOCK15

Sized for K - 4th Grade



SGFLOCK18

Sized for 5th Grade - Adult



OPTIONAL CONFIGURATIONS

P PADDED UPHOLSTERED SEAT

Padded Seat is only available on SGFLOCK18.



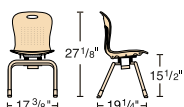
Sage™ Series – C2M 4-Leg Chairs

Sage Series C2M (Choose to Move) 4-leg chairs offer the ultimate choice in flexible seating with a unique patent-pending mode selector. In active mode, the chair allows controlled movement with air coils that flex and compress as you move in all directions – from side-to-side, back-and-forth and in-between. When conventional seating is more appropriate, a simple twist transforms the chair into an ergonomic, fixed position.



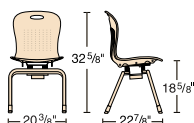
SGC2M15

15" seat height



SGC2M18

18" seat height



OPTIONAL CONFIGURATIONS

FG FELT-BASE GLIDES **SG STEEL-BASE GLIDES** **P PADDED UPHOLSTERED SEAT**

Padded Seat is only available on 18" seat height chairs.

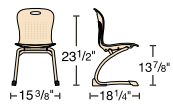
Sage™ Series – Cantilever Chairs

Sage Series cantilever chairs feature a sturdy, cantilevered tubular steel frame and a comfortable, ergonomically contoured polypropylene shell that flexes to accommodate different body types.



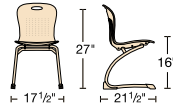
SGCANT13

13½" seat height



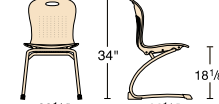
SGCANT15

16" seat height



SGCANT18

18" seat height



OPTIONAL CONFIGURATIONS

- FG** FELT-BASE GLIDES
- SG** STEEL-BASE GLIDES
- A** ARMRESTS
- P** PADDED UPHOLSTERED SEAT
- BR** BOOKRACK

Armrests and Padded Seat are only available for 18" seat height chairs. Bookrack is only available for 16" and 18" seat height chairs.

Sage™ Contract Series – 4-Leg Chairs

Sage Contract Series chairs feature a sturdy tubular steel 4-leg frame and a spacious, ergonomically contoured shell with a backrest that provides long-lasting support. The chair has an optional right- or left-hand KD articulating tablet arm, as well as an optional KD kit with tubular-steel arms and polypropylene armrests.

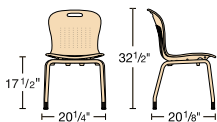


Chairs stack up to 4 high



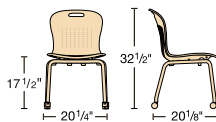
SG1

18" seat height



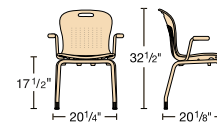
SG1C

18" seat height with casters



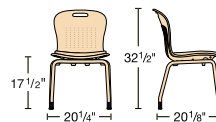
SG1

18" seat height with arm kit SGARMSKD



SG1P

18" upholstered padded seat



OPTIONAL CONFIGURATIONS

- A** ARMRESTS
- BR** BOOKRACK
- P** PADDED UPHOLSTERED SEAT
- TA** ARTICULATING TABLET ARM KIT

The basic model SG1 can be configured with any combination of options listed above. Tablet Arm Kit available on model SG1.

Sage™ Series – 4-Leg Stacking Caster Chairs

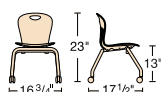
Sage Series stacking caster chairs are easily movable and ideal for flexible and collaborative classroom spaces. Featuring a spacious, ergonomically contoured shell and four 2" twin-wheel nylon soft casters, these chairs stack 5-high and have under-seat bumpers to protect contact surfaces.

Chairs stack up to 5 high



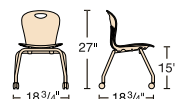
SGST13C

13" seat height



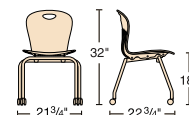
SGST15C

15" seat height



SGST18C

18" seat height



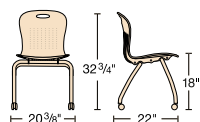
Sage™ Series – 4-Leg Chairs and Stools with Civitas Frame

Sage Series 4-leg chairs and stools with Civitas frame feature stylish legs for a casually chic and inviting effect, a tubular steel frame and a multi-ribbed one-piece, molded polypropylene shell with a gentle flex. All models are available with a welded-on bookrack for additional storage.



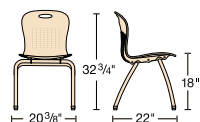
CS18PC

18" upholstered padded seat with casters (model CS18BRPC shown).



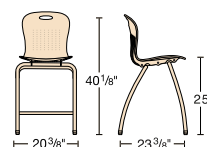
CS18

18" seat height



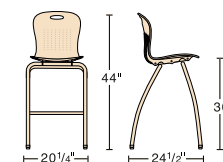
CS25

25" seat height



CS30

30" seat height



OPTIONAL CONFIGURATIONS

- FG** FELT-BASE GLIDES
- SG** STEEL-BASE GLIDES
- P** PADDED UPHOLSTERED SEAT
- BR** BOOKRACK



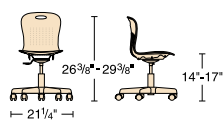
Sage™ Series – Mobile Task Chairs and Lab Stools

Sage Series mobile task chairs and lab stools feature a comfortable, ergonomically contoured polypropylene shell and a pneumatic mechanism for easy seat height adjustment. Chairs swivel 360 degrees and feature five 2" diameter, dual-wheel, hooded swivel casters. Lab stools offer a footring that adjusts in height from 8" to 14".



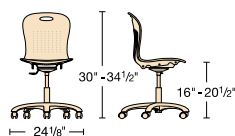
SGTASK15

14"-17" seat height



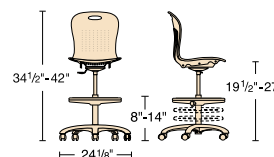
SGTASK18

16"-20½" seat height



SGLAB

19½"-27" seat height



OPTIONAL CONFIGURATIONS

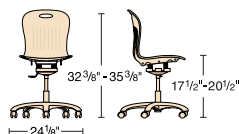
- C** SOFT-WHEEL CASTERS
- UG** FIXED GLIDES
- A** ARMRESTS
- P** PADDED UPHOLSTERED SEAT

Armrests are only available on SGTASK18. Padded Seats are available on SGTASK18 and SGLAB.



SGR2MTASK18

17½"-20½" seat height



Sage™ Series – R2M Mobile Task Chairs

Sage Series R2M (Room to Move®) mobile task chairs move with you to help activate your best sitting position. With an ergonomic seat secured by four air coils that flex and compress as you move, this task chair provides controlled movement in all directions from front-to-back, side-to-side and in-between. The polypropylene shell flexes to accommodate different body types and a pneumatic mechanism allows easy seat height adjustment from 17½" to 20½".

OPTIONAL CONFIGURATIONS

- C** SOFT-WHEEL CASTERS
- UG** FIXED GLIDES

Metaphor® Series – 4-Leg Stack Chairs

Metaphor Series 4-leg stack chairs offer stackable, storable seating, with an updated three-hole backrest that provides exceptional ventilation. The sturdy tubular steel frame has an integral backrest and front support tube that provides 360-degree support to the comfortable polypropylene shell.

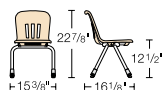


4-leg chairs stack 12 high



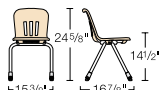
N912

12½" seat height



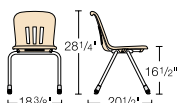
N914

14½" seat height



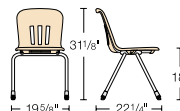
N916

16½" seat height



N918

18" seat height



OPTIONAL CONFIGURATIONS

- FG** FELT-BASE GLIDES
- SG** STEEL-BASE GLIDES
- G** GANGING DEVICE
- BR** BOOKRACK

Bookrack and Ganging Device are only available on 18" seat height chairs.

Metaphor® Series – Mobile Task Chairs and Lab Stools

Metaphor Series mobile task chairs and lab stools feature an ergonomic, one-piece molded polypropylene shell and a pneumatic mechanism for easy seat height adjustment. Chairs swivel 360 degrees and feature five 2" diameter, dual-wheel, hooded swivel casters. Lab stools offer a footring that adjusts in height from 8" to 14".



N9TASK16

13¾"-16¾" seat height

N9TASK18

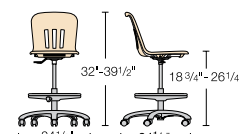
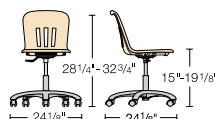
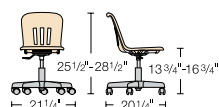
15"-19" seat height

N9LAB

18¾"-26¼" seat height

OPTIONAL CONFIGURATIONS

- C** SOFT-WHEEL CASTERS
- UG** FIXED GLIDES



Room to Move® Seating Collections

ZUMA® Series



ZC2M15 15" seat height
ZC2M18 18" seat height
ZR2MTASK18 17 1/2"-20 1/2" seat height
ZLAB 19 1/2" - 27" seat height
ZTASK15 14"-17" seat height
ZTASK18 16"-20 1/2" seat height
ZFLROCK15 K - 4th grade
ZFLROCK18 5th grade - adult
ZROCK13 13" seat height
ZROCK15 15" seat height
ZROCK18 18" seat height

Sage™ Series



SGC2M15 15" seat height
SGC2M18* 18" seat height
SGR2MTASK18* 17 1/2"-20 1/2" seat height
SGLAB * 19 1/2" - 27" seat height
SGTASK15 14"-17" seat height
SGTASK18 * 16"-20 1/2" seat height
SGFLROCK15 K - 4th grade
SGFLROCK18 * 5th grade - adult
SGROCK13 13" seat height
SGROCK15 15" seat height
SGROCK18 * 18" seat height

Analogy® Series



ANC2M15 15" seat height
ANC2M18 + 18" seat height
ANR2MTASK18 + 17 1/2"-20 1/2" seat height
ANLAB + 19 1/2" - 27" seat height
ANTASK16 12 1/2"-15 1/2" seat height
ANTASK18 + 15 1/2"-20 1/4" seat height
ANFLROCK15 K - 4th grade
ANFLROCK18 5th grade - adult
ANROCK14 13" seat height
ANROCK16 15" seat height
ANROCK18 + 18" seat height

N2 Series



N250 + 18" seat height
N260GC + 18"-22 1/2" seat height
N260GCLS + 22 1/2"-28 1/4" seat height

Metaphor® Series



N9TASK16 14"-17" seat height
N9TASK18 15"-19 3/8" seat height
N9LAB 20 3/4"-28 1/2" seat height

Civitas® Series



CZ18C 18" seat height
CS18C * 18" seat height
CA18ELC 18" seat height
CW18C 18" seat height

* Available with an upholstered seat pad "P".

+ Available with an "EL" extra-large seat.



N2 Series – 4-Leg Stack Chairs

N2 Series 4-leg stack chairs offer affordability, comfort and durability. The one-piece polypropylene shell features two sets of contoured, flexible ribs that allow the upper back to flex for exceptional comfort and support.

4-leg chairs stack 8 high



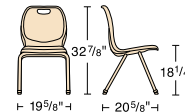
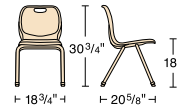
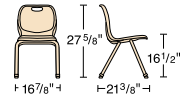
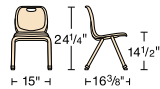
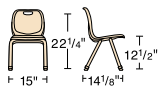
N212
12½" seat height

N214
14½" seat height

N216
16½" seat height

N218
18" seat height

N218EL
18" seat height with extra-large shell



OPTIONAL CONFIGURATIONS

- FG FELT-BASE GLIDES** **SG STEEL-BASE GLIDES** **BR BOOKRACK** **G GANGING DEVICE**

Bookrack and Ganging Device are only available on model N218.

N2 Series – Mobile 4-Leg Chairs

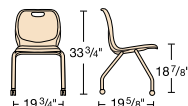
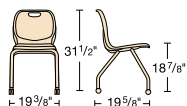
N2 Series mobile 4-leg chairs feature tubular steel legs, a one-piece molded polypropylene shell and four 2" dual-wheel swivel casters.



N250
18" seat height with casters



N250EL
18" seat height with casters with extra-large shell



OPTIONAL CONFIGURATIONS

- C SOFT-WHEEL CASTERS**



N2 Series – *Mobile Task Chairs and Lab Stools*

N2 Series mobile task chairs and lab stools feature an ergonomic, one-piece molded polypropylene shell and a pneumatic mechanism for easy seat height adjustment. Chairs swivel 360 degrees and feature five 2" diameter, dual-wheel, hooded swivel casters. Lab stools offer a footring that adjusts in height from 8" to 14".



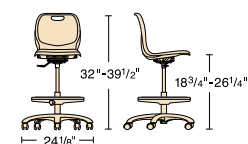
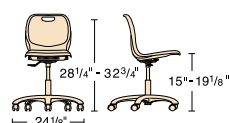
N260GC
18"-22½" seat height



N260GCLS
22½"-28½" seat height

OPTIONAL CONFIGURATIONS

- C SOFT-WHEEL CASTERS
- UG FIXED GLIDES



9000 Series – 4-Leg Stack Chairs

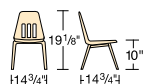
9000 Series 4-leg stack chairs are constructed from highly durable, long-lasting injection molded polyethylene. An iconic original, these chairs are a popular fixture in classrooms across the nation and are available in a range of sizes from 10" to 18" seat heights.

4-leg chairs stack 8 high



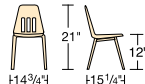
9010

10" seat height



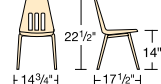
9012

12" seat height



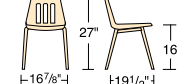
9014

14" seat height



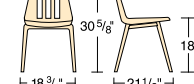
9016

16" seat height



9018

18" seat height



OPTIONAL CONFIGURATIONS

- FG** FELT-BASE GLIDES
- SG** STEEL-BASE GLIDES
- G** GANGING DEVICE
- BR** BOOKRACK
- P** PADDED UPHOLSTERED SEAT

Bookrack, Padded Seat and Ganging Device are only available on 18" seat height chairs.

9000 Series – Mobile Task Chairs

9000 Series mobile task chairs are equipped with five 2" diameter, dual-wheel, hooded swivel casters and offer a 360-degree swivel. Task chairs feature a padded, upholstered seat with a pneumatic mechanism for easy, seat height adjustment from 18" to 22½".

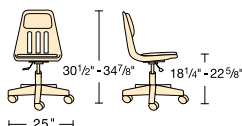
3000 Series – Mobile Task Chairs

3000 Series mobile task chairs feature a hard-plastic seat and back constructed of colorfast, scratch-resistant Martest 21°. Chairs adjust in seat height, swivel 360 degrees and feature five 2" diameter, dual-wheel, hooded swivel casters.



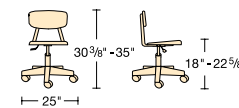
9260PGC

18"-22½" seat height with upholstered seat and back pad.



3860GC

18"-22½" seat height



OPTIONAL CONFIGURATIONS

- C** SOFT-WHEEL CASTERS
- UG** FIXED GLIDES

OPTIONAL CONFIGURATIONS

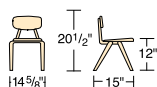
- C** SOFT-WHEEL CASTERS
- UG** FIXED GLIDES

3000 Series – 4-leg Stack Chairs

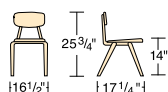
3000 Series 4-leg stack chairs are constructed of colorfast, scratch-resistant Martest 21®. Hard plastic seats and separate backs are remarkably chip-resistant and retain a bright, fresh look semester after semester. This chair features a tubular steel frame and is available in a range of sizes from 12" to 18" seat heights.



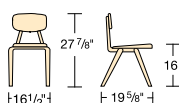
3012
12" seat height



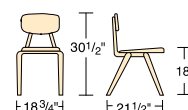
3014
14" seat height



3016
16" seat height



3018
18" seat height



OPTIONAL CONFIGURATIONS

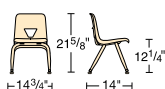
- FG** FELT-BASE GLIDES
- SG** STEEL-BASE GLIDES

2000 Series – 4-Leg Stack Chairs

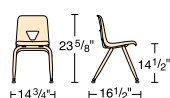
2000 Series 4-leg stack chairs offer classic styling plus long-lasting construction. Chairs feature a one-piece molded polypropylene shell, tubular steel frame and are available with an extra-large (EL) shell, as well as a padded seat for additional comfort.



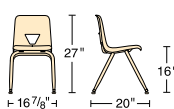
2012
12" seat height



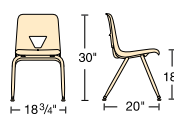
2014
14" seat height



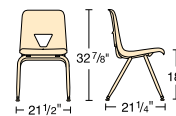
2016
16" seat height



2018
18" seat height



2018EL
18 1/2" seat height with extra-large shell



OPTIONAL CONFIGURATIONS

- FG** FELT-BASE GLIDES
- SG** STEEL-BASE GLIDES
- G** GANGING DEVICE
- BR** BOOKRACK
- P** PADDED UPHOLSTERED SEAT

Bookrack, Ganging Device and Padded Seat are only available on models 2018 and 2018EL.

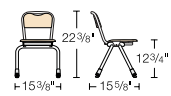
Telos® Series – 4-Leg Stack Chairs

Telos Series 4-leg stack chairs feature a contoured, hard plastic seat and back and are offered in a range of sizes from 12" to 18".

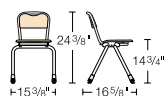


4-leg chairs stack 10 high

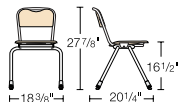
N312
12" seat height



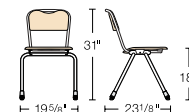
N314
14" seat height



N316
16" seat height



N318
18" seat height



OPTIONAL CONFIGURATIONS

- FG** FELT-BASE GLIDES
- SG** STEEL-BASE GLIDES
- G** GANGING DEVICE
- BR** BOOKRACK

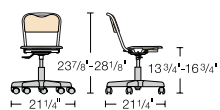
Bookrack and Ganging Device are only available on 18" seat height chairs.

Telos® Series – Mobile Task Chairs and Lab Stools

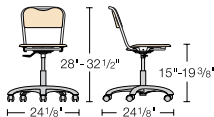
Telos Series mobile task chairs and lab stools feature a pneumatic mechanism for easy seat height adjustment. Chairs swivel 360 degrees and features five 2" diameter, dual-wheel, hooded swivel casters. Lab stools offer a footring that adjusts in height from 8" to 14".



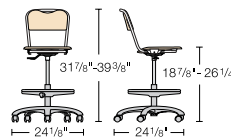
N3TASK16
13½"-16½" seat height



N3TASK18
15"-19½" seat height



N3LAB
19"-26" seat height and adjustable footring.



OPTIONAL CONFIGURATIONS

- C** SOFT-WHEEL CASTERS
- UG** FIXED GLIDES

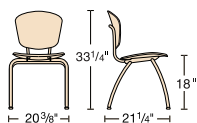
ZUMAFrd™ Series – 4-Leg Chairs and Stools with Civitas Frame

ZUMAFrd Series 4-leg chairs and stools with Civitas frame feature stylish legs, tubular steel frame and FRW™ hard plastic seat and back that provides added levels of sustainability.



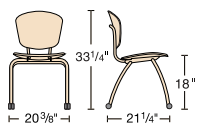
CZ18FRW

18" seat height



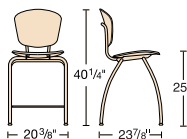
CZ18FRWC

18" seat height



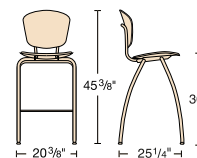
CZ25FRW

25" seat height



CZ30FRW

30" seat height



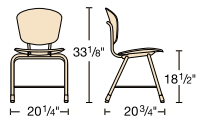
OPTIONAL CONFIGURATIONS

- FG** FELT-BASE GLIDES
- SG** STEEL-BASE GLIDES



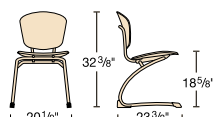
ZFRD418BR

18" seat height



ZFRDCANT18

18" seat height



ZUMAFrd™ Series – 4-Leg and Cantilever Chairs

ZUMAFrd Series 4-Leg Chairs feature a tubular steel frame, molded hard plastic seat and back and steel-rod bookrack.

ZUMAFrd Series cantilever chairs feature a sturdy, cantilevered tubular steel frame and a molded hard plastic seat and back.

OPTIONAL CONFIGURATIONS

- FG** FELT-BASE GLIDES
- SG** STEEL-BASE GLIDES

120 Series – Lab Stools

120 Series Stools feature a tubular steel frame and a separate injection-molded polypropylene soft plastic seat. Stools are available in a variety of fixed and adjustable heights.



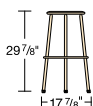
12018
18" high stool



12024
24" high stool



12030
30" high stool



1201927SG
Adjusts 19"-27"



1202533SG
Adjusts 25"-33"



OPTIONAL CONFIGURATIONS

- SG STEEL-BASE GLIDES**
- FG FELT-BASE GLIDES**

Felt and Steel Glides are only available on fixed height stools.

121 Series – Lab Stools

121 Series Stools feature a tubular steel frame and a molded Martest 21® hard plastic seat. Stools are available in a variety of fixed heights and adjustable heights.



12118
18" high stool



12124
24" high stool



12130
30" high stool



1211927SG
Adjusts 19"-27"



1212533SG
Adjusts 25"-33"



OPTIONAL CONFIGURATIONS

- SG STEEL-BASE GLIDES**
- FG FELT-BASE GLIDES**

Felt and Steel Glides are only available on fixed height stools.

122 Series – Lab Stools

122 Series Stools feature a tubular steel frame and a formed steel seat with a Masonite® inset. Stools are available in a variety of fixed heights and adjustable heights.



12218
18" high stool



12224
24" high stool



12230
30" high stool



1221927SG
Adjusts 19"-27"



1222533SG
Adjusts 25"-33"



OPTIONAL CONFIGURATIONS

- SG** STEEL-BASE GLIDES
- FG** FELT-BASE GLIDES

Felt and Steel Glides are only available on fixed height stools.

123 Series – Lab Stools

123 Series Stools feature an all wood seat and frame in Natural Oak and are available in a range of heights.



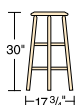
12318
18" high stool



12324
24" high stool



12330
30" high stool



UP Stools

UP Stools are a highly flexible and ergonomic seating solution or standing aid. The stools are made of a durable polyamide material and equipped with a convenient strap for height adjustment and transportation and feature a rounded, non-slip floor stand.



UP090U
Adjusts 15"-19"



UP100U
Adjusts 18"-25"



UP110U
Adjusts 23"-33"



COLORS

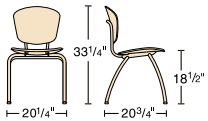
Black, White, Yellow, Salmon, Blue, and Red

Parison® Series – 4-Leg Chairs and Stools

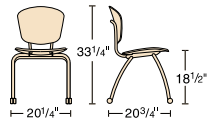
Parison Series 4-leg chairs and stools feature an elegant silhouette and natural balance that add lightness and refinement to business, dining and higher education environments.



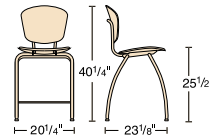
PS18
18" seat height



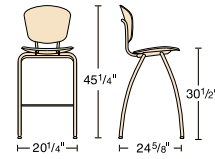
PS18PC
18" seat height and casters. Shown with optional seat pad.



PS25
25" seat height



PS30
30" seat height



OPTIONAL CONFIGURATIONS

- FG** FELT-BASE GLIDES
- SG** STEEL-BASE GLIDES
- P** PADDED UPHOLSTERED SEAT



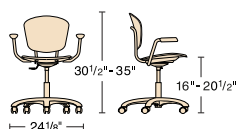
Parison® Series – *Mobile Task Chairs*

Parison Series mobile task chairs feature an organically sculpted polypropylene separate seat and back and a pneumatic mechanism for easy seat height adjustment. The task chair swivels 360 degrees and features five 2" diameter, dual-wheel, hooded swivel casters.



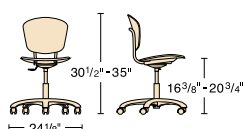
PSTASK18A

16"-20" seat height with arms



PSTASK18P

16"-20" height with upholstered seat



OPTIONAL CONFIGURATIONS

- C** SOFT CASTERS
- UG** FIXED GLIDES
- P** PADDED UPHOLSTERED SEAT
- A** ARMREST

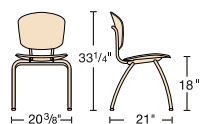
Civitas® Plywood Series – *4-Leg Chairs and Stools*

Civitas Plywood Series features chairs and stools that combine a sturdy tubular steel frame and an elegant, ergonomically contoured plywood seat and back.



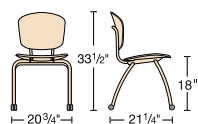
CW18

18" seat height



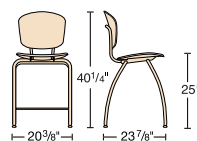
CW18C

18" seat height



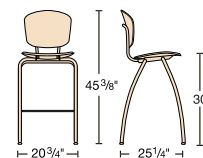
CW25

25" seat height



CW30

30" seat height



OPTIONAL CONFIGURATIONS

- FG** FELT-BASE GLIDES
- SG** STEEL-BASE GLIDES

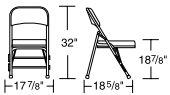
190 Series – Folding Chairs

190 Series folding chair features a comfortable, extra-thick upholstered seat with an enclosed seat pan for convention centers, auditoriums and arena-related applications. The seat allows easy access and can be folded independently for easy passage through rows of chairs.



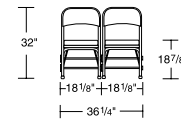
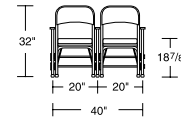
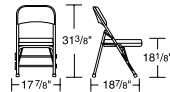
198G

19" seat height with 2½" padded seat. Model shown has optional ganging device.



190G

18" seat height with 2½" padded seat in enclosed seat pan. Model shown has optional ganging device.



Armrests

Optional arms with urethane pads enhance the seating convenience of the 190G and 198G while also serving as a ganging device.

OPTIONAL CONFIGURATIONS

- A** ARMREST
- G** GANGING DEVICE

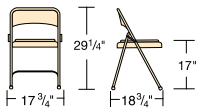
Folding Chairs

Virco folding chair feature a tubular steel frame reinforced with either one or two u-shaped rear leg braces for extra strength. Select models offer fabric or vinyl upholstered seat and back pads.



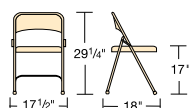
188

17" seat height with front and rear leg brace and upholstered seat and back.



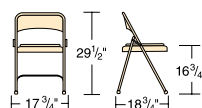
162

17" seat height with front and rear leg brace.



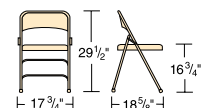
168

17" seat height with front and rear leg brace and vinyl seat and back.



167

17" seat height with one front and two rear leg braces.



OPTIONAL CONFIGURATIONS

- G** GANGING DEVICE

Premiumfurniture

TRABAJO EN EQUIPO



60
YEARS



¿Te gustaría tener la posibilidad de reflejar de manera tangible, la esencia de tu modelo educativo, así como el factor que te diferencia y que hace de manera inconsciente que mas padres de familia y alumnos se sientan automáticamente atraídos a formar parte de tu institución?





Mesa Perú

Mesa calibre 18" con soldadura de cordón y cubierta en laminado de plástico de 28mm.

Min. Orden 200



How Do You Define Collaborative Learning?

In a large, diverse educational community like ours, it isn't surprising that Collaborative Learning means different things to different people. For some, the focus of collaborative learning involves changing the classroom landscape by grouping students in pods to encourage greater peer interaction. For others, collaborative learning is modeled by educators who combine traditional furniture configurations with progressive teaching techniques to actively engage their students. And at many schools it's both.

In addition to photos of several classroom layouts, this brochure includes key product features to consider (like mobility, adjustability and work surface configuration) in order to facilitate your vision of collaborative learning.



Owen J. Roberts Middle School, Pottstown, PA

Top Right: TEXT™ model TD2128YADJBRM desks with ZUMA™ model ZU418 chairs.

Bottom Left: Future Access™ model 87PF3060 tables with ZUMA model ZU418 chairs.

Bottom Center: TEXT model TT3060830 tables with Virtuoso™ model 2945P chairs.

Bottom Right: Model S306030EPCHRM tables with model 3018 hard plastic chairs.



Coordinated Planning

At Owen J. Roberts Middle School in Pottstown, Pennsylvania, different furniture combinations are being used in different classrooms to support optimal learning environments for teachers and students. Dr. Robert Salladino, the school's principal, worked with Virco's PlanSCAPE™ team to successfully furnish the campus.

"PlanSCAPE was personally recommended to me by a colleague," said Dr. Salladino. "Working with Virco's team proved to be a real time-saver for me. In the early stages of our project, I had a general idea of the types of furniture that we'd need, but I hadn't looked into any particular products. After I explained this to our Virco representatives, they came to subsequent meetings with computerized room-by-room layouts, which clearly showed how specific furniture items would fit in each area of our school!"

PlanSCAPE can help you furnish your collaborative learning environments; see page 11 foldout for more information. To read Dr. Salladino's complete testimonial, go to www.virco.com and click on the PlanSCAPE link.



DESKS

Virco classroom desks help educators make the most of their learning spaces. For today's diverse teaching methods, we offer desks that support solo learning as well as collaboration, combining in groups for easy discussion and exchange of ideas. Sturdy, ergonomic designs can be customized with book boxes, backpack hangers, bookracks and more, and many models are height-adjustable and mobile too. Teacher's desks with a variety of options further support classroom layouts. And in office and administrative settings, Virco desks provide a seamless transition from one task to the next to meet a range of organizational needs.




Desks

Virco collaborative student desks are quick to adapt from single-student use to group learning. Our unique shapes offer ample writing space while adjustable-height ranges accommodate students of all sizes.



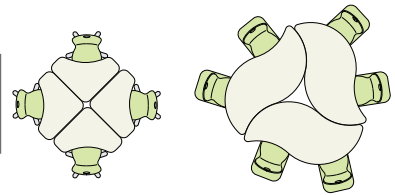
Discussion Group



5000 Series adjustable-height Slide tables with wheelbarrow legs and ZUMA mobile task chairs and 5000 Series fixed-height Nest tables with ZUMA C2M 4-leg chairs.



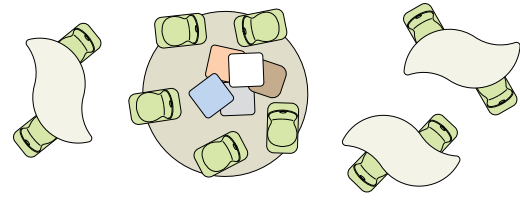
Collaborative Breakouts



ZBOOM desks with ZUMA R2M Mobile task chairs, 4000 Series Leaf Floor Tables with ZUMA Floor Rockers




Study Zones



4000 Series Leaf Floor Tables with ZUMA Floor Rockers



Project Learning



5000 Series stand-up Slide tables with ZUMA lab stools. 5000 Series adjustable-height Nest tables with ZUMA task chairs and rocker





Student-Centered Collaboration

Modern learning environments are all about flexibility and collaboration – giving students and teachers the opportunity to create unique educational spaces. The best solutions are often those that enable a variety of learning and activity zones within the same classroom offering choices to accommodate all learners and learning styles.

Virco supports a collaborative learning environment with furniture that allows easy transition from lecture to hands-on practice, from group projects to independent time for reading, research or introspection.

Taking learning to the next level

Our furniture solutions support the next generation of great thinkers and provide spaces that foster collaboration, communication and innovation.


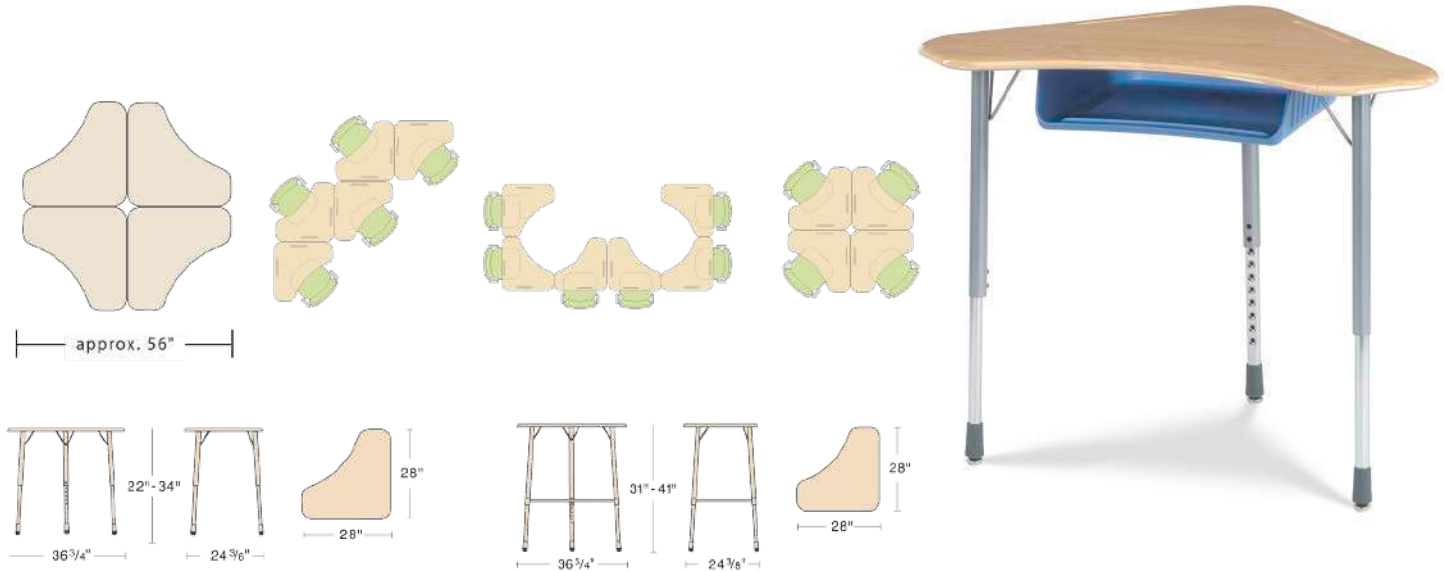


ZBOOM



Min. Orden 50

Mesa fabricada en cubierta de resina, con material innovador que no se raya y es fácil de limpiar, cuenta con estructura en acero sólido calibre 16", con altura ajustable desde los 63 cm hasta los 80 cm. Con canasta porta libros en polipropileno virgen de 8 milímetros de espesor y retardante de flama hasta por 7 minutos, además tiene regatones niveladores autolubricables.



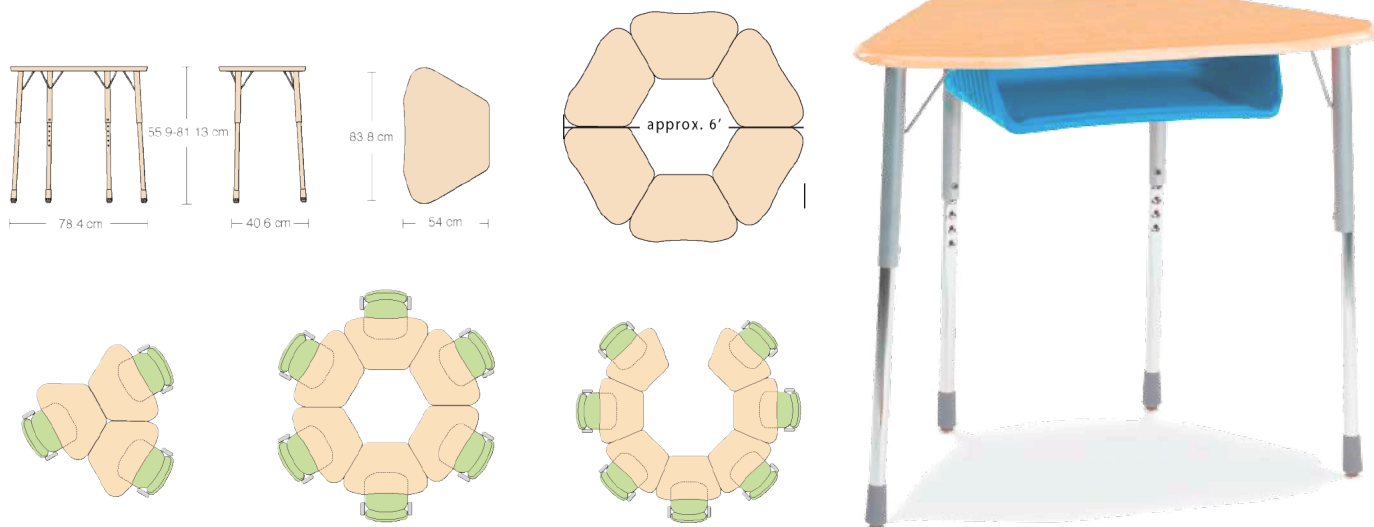


ZHEXBOXM



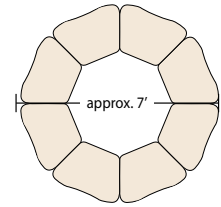
Min. Orden 50

Mesa fabricada en cubierta de resina, con material innovador que no se raya y es muy fácil de limpiar, cuenta con estructura en acero sólido calibre 16", con altura ajustable desde los 63 hasta los 80 cm. Con canasta porta libros en polipropileno virgen de 8 milímetros de espesor y retardante de flama hasta por 7 minutos, además tiene regatones niveladores autolubricables.

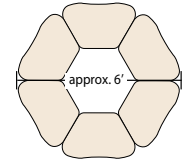


ZUMA® Series – Fixed-Height Desks

ZUMA desks offer playful style and durable construction. The ZUMA Series 4-leg fixed-height desks feature a 30" top height and an FRW™ hard plastic work surface, which includes a pencil groove.



Octagonal Grouping with 8 ZOCT desks

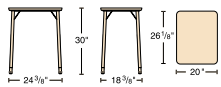


Hexagonal Grouping with 6 ZHEX desks



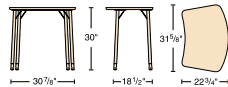
Z202630M

30" fixed-height with a 20" x 26 1/8" rectangle shape hard plastic work surface.



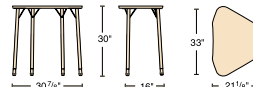
Z203130M

30" fixed-height with a 22 3/4" x 31 1/8" bowfront shape hard plastic work surface (Z203130BOXM shown).



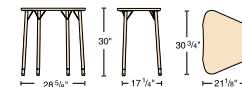
ZHEX30M

30" fixed-height with a 21 1/8" x 33" collaborative shape hard plastic work surface (ZHEX30BOXM shown).



ZOCT30M

30" fixed-height with a 21 1/8" x 30 3/4" collaborative shape hard plastic work surface (ZOCT30BRM shown).



- OPTIONS** **BH** BACKPACK HANGER **BRT** WIRE BOOK BASKET W/PAPER/PENCIL TRAY **BOX** PLASTIC BOOK BOX **TT** TOTE TRAY **BR** WIRE BOOK BASKET

Desks are available with a backpack hanger, wire book basket with paper/pencil tray, plastic book box, wire book basket and tote tray (tote tray not available with Z2026 models).

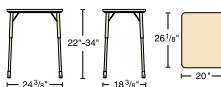
ZUMA® Series – Adjustable-Height Desks

ZUMA Series adjustable-height student desks provide solutions to a variety of classroom environments, from traditional rows to collaborative learning. Desks feature FRW hard plastic work surfaces and an adjustable-height range of 22" to 34".



ZADJ2026M

22"-34" adjustable-height with a 20" x 26 1/8" rectangle shape hard plastic work surface.



ZADJ2031M

22"-34" adjustable-height with a 22 3/4" x 31 1/8" bowfront shape hard plastic work surface (ZADJ2031BOXM shown).



ZHEXM

22"-34" adjustable-height with a 21 1/8" x 33" collaborative shape hard plastic work surface (ZHEXBRTM shown).



ZOCTM

22"-34" adjustable-height with a 21 1/8" x 30 3/4" collaborative shape hard plastic work surface.



ZBOOMM

22"-34" adjustable-height with a 28" x 28" boomerang shape hard plastic work surface (ZBOOMBRM shown).



OPTIONS

- BH** BACKPACK HANGER **BRT** WIRE BOOK BASKET W/PAPER/PENCIL TRAY **BOX** PLASTIC BOOK BOX **BR** WIRE BOOK BASKET **C2** CASTERS **BB** PLASTIC BOOK BOX **C** CASTERS **TT** TOTE TRAY **G** GANG BRACKETS

Desks are available with a backpack hanger, wire book basket with paper/pencil tray, plastic book box, wire book basket, and tote tray (tote tray not available with Z2026 models). ZADJ2026M, ZHEXM and ZOCTM are available with two front leg casters (C2). ZBOOM is available with a backpack hanger, wire book basket with paper/pencil tray, plastic book box (BB), wire book basket, gang brackets, tote tray and casters (a single caster is available only for the desk's middle leg).

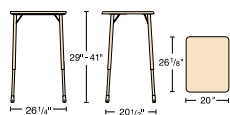
ZUMA® Series – Stand-Up Height Desks

The ZUMA Series adjustable stand-up height student desks come with FRW™ hard plastic tops and an adjustable height range of 29" to 41" for flexible learning spaces.



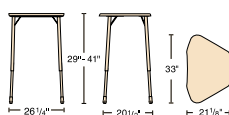
Z2026SUM

29"-41" adjustable-height with a 20" x 26⁷/₈" rectangle shape hard plastic work surface.



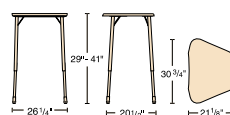
ZHEXSUM

29"-41" adjustable-height with a 21¹/₈" x 33" collaborative shape hard plastic work surface.



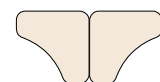
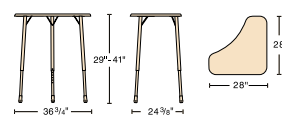
ZOCTSUM

29"-41" adjustable-height with a 21¹/₈" x 30³/₄" collaborative shape hard plastic work surface.

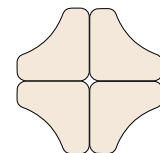


ZBOOMSUM

29"-41" adjustable-height with a 28" x 28" boomerang shape hard plastic work surface (ZBOOMSULBBBBHM shown).



approx. 56"



ZBOOM groups into collaborative arrangements of two or four

OPTIONS **BH** BACKPACK HANGER **BRT** WIRE BOOK BASKET W/ PAPER/PENCIL TRAY **BOX** PLASTIC BOOK BOX **BR** WIRE BOOK BASKET **BB** PLASTIC BOOK BOX **TT** TOTE TRAY **G** GANG BRACKETS **LB** LEG BRACE

Desks are available with a backpack hanger, wire book basket with paper/pencil tray, plastic book box, tote tray and wire book basket. ZBOOMSU is available with a backpack hanger, wire book basket with paper/pencil tray, plastic book box (BB), wire book basket, gang brackets, tote tray, and stand-up leg brace.

ZUMA® Series – Slide Desk

ZUMA Series Slide Desks support flexible learning environments by quickly adapting from individual use to group learning styles. Desks feature a 30" fixed-height or 22" to 34" adjustable-height with a 22" x 32" slide-shaped high-pressure laminate work surface.



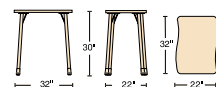
ZSLADJ

22³/₈"-34³/₈" adjustable-height desk with a 22" x 32" Slide shape high-pressure laminate work surface (ZSLADJBBBH Shown).



ZSL30

22³/₈"-34³/₈" adjustable-height desk with a 22" x 32" Slide shape high-pressure laminate work surface (ZSL30BH Shown).



OPTIONS **BRT** WIRE BOOK BASKET W/ PAPER/PENCIL TRAY **BH** BACKPACK HANGER **BOX** PLASTIC BOOK BOX **TT** TOTE TRAY **BR** WIRE BOOK BASKET **C** CASTERS

Desks are available with a backpack hanger, wire book basket with paper/pencil tray, plastic book box, tote tray and wire book basket. Two casters available on legs opposite user side only; only available with adjustable-height BOX, BR and BRT models.

ZUMA® Series – Wheelchair Height Desks

The ZUMA Series wheelchair-accessible student desks provide 30" minimum width and 19" minimum depth of unobstructed clearance. Top surfaces are available with a high-pressure laminate.



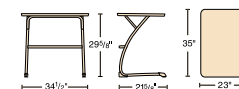
ZBOOMW

22³/₈"-34³/₈" adjustable-height with a 33" x 33" boomerang shape high-pressure laminate work surface.



ZDESK29W

29³/₈" fixed-height with a 23" x 35" bowfront shape high-pressure laminate work surface.



OPTIONS **G** GANG BRACKETS **PLT2** PLYWOOD TOP **C** CASTERS

ZBOOMW is available with gang brackets, plywood laminate top with a 1" reveal bevel up edge profile, and casters. Options are not available with ZDESK29W.

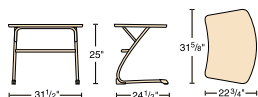
ZUMA® Series – Cantilever Desks

ZUMA Series cantilever desks combine an open-sided design for easy access with a generous bowfront top that comfortably holds a laptop and textbook. Models feature FRW™ hard plastic work surfaces and are available with a choice of 25", 27", or 29" fixed-heights for a variety of applications in multiple grade levels.



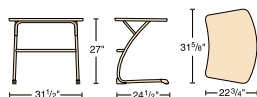
ZDESK25M

25" fixed-height with a 22¾" x 31½" bowfront shape hard plastic work surface.



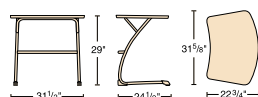
ZDESK27M

27" fixed-height with a 22¾" x 31½" bowfront shape hard plastic work surface.



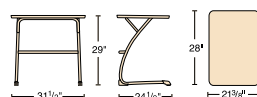
ZDESK29M

29" fixed-height with a 22¾" x 31½" bowfront shape hard plastic work surface (ZDESK29BOXM shown).



ZDESK29QM

29" fixed-height with a 28" x 21¾" rectangle shape hard plastic work surface.



OPTIONS

- BH** BACKPACK HANGER
- BRT** WIRE BOOK BASKET W/PAPER/PENCIL TRAY
- BOX** PLASTIC BOOK BOX
- TT** TOTE TRAY
- BR** WIRE BOOK BASKET

Desks are available with a backpack hanger, wire book basket with paper/pencil tray, plastic book box, tote tray and a wire book basket. Backpack hanger not available with ZDESK29QM.

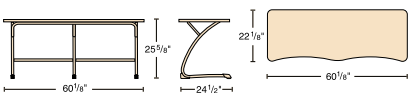
ZUMA® Series – Cantilever Two-Student Desks

Two-student ZUMA Series cantilever desks feature contoured inner edge profiles that help define the work space of each student. Models are available with a spacious 22½" x 60½" high-pressure laminate work surface and give you a choice of 25", 27", and 29" fixed top heights.



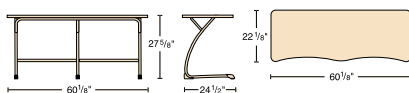
ZDESK226025

25½" fixed-height with a 22½" x 60½" high-pressure laminate work surface (ZDESK226025BR shown).



ZDESK226027

27½" fixed-height with a 22½" x 60½" high-pressure laminate work surface (ZDESK226027BOXBH shown).



ZDESK226029

29½" fixed-height with a 22½" x 60½" high-pressure laminate work surface.



OPTIONS

- BH** BACKPACK HANGER
- BRT** WIRE BOOK BASKET W/PAPER/PENCIL TRAY
- BOX** PLASTIC BOOK BOX
- TT** TOTE TRAY
- BR** WIRE BOOK BASKET

Desks are available with a backpack hanger, wire book basket with paper/pencil tray, plastic book box, tote tray and a wire book basket.

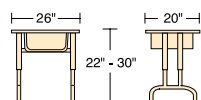
7900 Series – Student Desks

7900 Series desks feature a heavy-duty pedestal design and an FRW hard plastic top or high-pressure laminate work surface. Desks have an open-front plastic book box and a height range of 22" to 30".



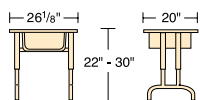
792026BB

22"-30" adjustable-height with a 20" x 26" high-pressure laminate work surface.



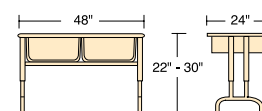
792026BBM

22"-30" adjustable-height with a 20" x 26" hard plastic work surface.



792448BB

22"-30" adjustable-height two-student desk with 24" x 48" high-pressure laminate work surface.



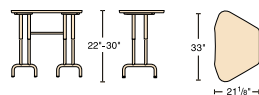
7900 Series – Student Desks for Collaborative Learning

7900 Series desks for collaborative learning combine our durable pedestal-leg design with an FRW hard plastic top in two collaborative shapes, which can be grouped into collaborative arrangements of four to eight. Desks have an adjustable-height range of 22" to 30".



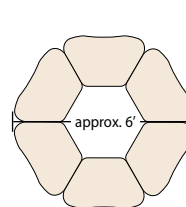
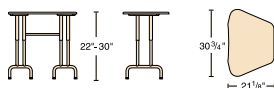
79HEXM

22"-30" adjustable-height with a 21 1/8" x 33" hard plastic work surface.

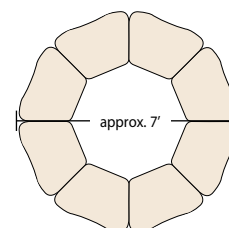


79OCTM

22"-30" adjustable-height with a 21 1/8" x 30 3/4" hard plastic work surface (79OCTBBBHM shown).



Hexagonal Grouping



Octagonal Grouping

OPTIONS

BH BACKPACK HANGER **BB** PLASTIC BOOK BOX

Desks are available with a backpack hanger and plastic book box.



785M



Min. Orden 50

Mesa cubierta en resina plástica con material innovador que no se raya y es de fácil limpieza, cuenta con canasta en polipropileno virgen de 8 milímetros de espesor, retardante de flama hasta por 7 minutos, con estructura en acero calibre 16", con altura ajustable y regatones autolubricables.

*Caja de polipropileno
para libros
con frente abierto.*





751 Series – Lift-Lid Student Desks

751 Series desks feature dual closing devices and sturdy steel hinges for a quiet, reliable performance. Models are available with an 18" x 24" work surface in FRW hard plastic top or a high-pressure laminate and have an adjustable-height range of 23" to 31". Metal book box dimensions are 23½"W x 17⅞"D x 5"H.

OPTIONS

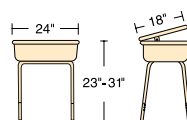
- M** HARD PLASTIC TOP **PL** PLYWOOD TOP
- AE** SURE EDGE

Desks are available with a hard plastic top and plywood top. Sure Edge finish is only available with a laminate top.



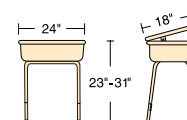
751MBBM

23"-31" adjustable-height with an 18" x 24" hard plastic work surface.



751MBB

23"-31" adjustable-height with an 18" x 24" high-pressure laminate work surface.



785 Series – Open-Front Student Desk with Metal Book Box

785 Series student desks feature an adjustable height range of 23" to 31" and an 18" x 24" FRW™ hard plastic or high-pressure laminate work surface. Metal book boxes measure 21½"W x 15"D x 4¾"H.

OPTIONS

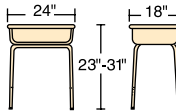
- M** HARD PLASTIC TOP
- PL** PLYWOOD TOP
- AE** SURE EDGE
- CHRM** ALL-CHROME LEGS

Desks are available with hard plastic top and plywood top. Sure Edge finish is only available with a laminate top.



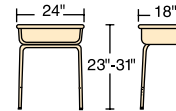
785MBB

23"-31" adjustable-height with an 18" x 24" high-pressure laminate work surface.



785MBBM

23"-31" adjustable-height with an 18" x 24" hard plastic work surface.



785 Series – Open-Front Student Desk with Plastic Book Box

785 Series student desks combine an 18" x 24" FRW hard plastic or high-pressure laminate work surface with an open-front plastic book box. Top height adjusts from 23" to 31" and the spacious book box measures 21"W x 16"D x 4¾"H.

OPTIONS

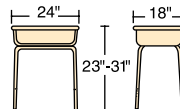
- M** HARD PLASTIC TOP
- PL** PLYWOOD TOP
- AE** SURE EDGE
- CHRM** ALL-CHROME LEGS

Desks are available with hard plastic top and plywood top. Sure Edge finish is only available with a laminate top.



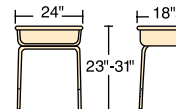
785M

23"-31" adjustable-height with an 18" x 24" hard plastic work surface.



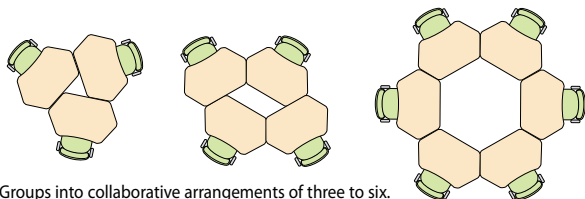
785

23"-31" adjustable-height with an 18" x 24" high-pressure laminate work surface.



785 Series – Collaborative Top Student Desks

785 Series collaborative student desks feature a high-pressure laminate or FRW hard plastic work surface and an adjustable-height range of 23" to 31". Desks include either a plastic book box measuring 21"W x 16"D x 4¾"H, or a metal book box measuring 21½"W x 15"D x 4¾"H.



Groups into collaborative arrangements of three to six.

OPTIONS

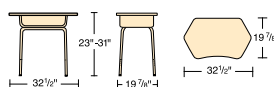
- BH** BACKPACK HANGER
- M** HARD PLASTIC TOP
- PL** PLYWOOD TOP
- AE** SURE EDGE

Desks are available with a backpack hanger, a hard plastic top or plywood top. Sure Edge finish is only available with a laminate top.



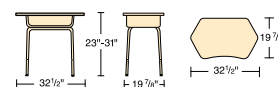
785CT

23"-31" adjustable-height with a 19⅞" x 32½" high-pressure laminate work surface and plastic book box.



785MBBCT

23"-31" adjustable-height with a 19⅞" x 32½" high-pressure laminate work surface and metal book box.



Mesa Sigma 73330

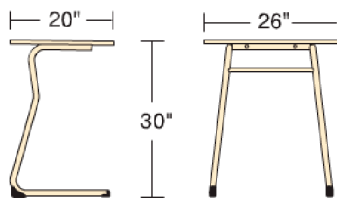


Min. Orden 50

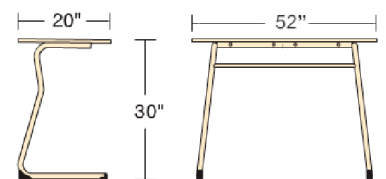
Mesa sigma con apertura de entrada por ambos lados, con un diseño muy innovador y muy ligero en materiales, mejora en gran escala la apariencia y espacio de los salones pequeños.

El escritorio tiene una amplia superficie de trabajo en laminado de alta presión.

Sigma Individual



Sigma Binaria



Sigma® Series – Student Desks

Sigma Series student desks feature an open-sided, cantilevered design, providing a space-efficient choice for any classroom. Choose from a selection of 25", 27" or 30" fixed-heights or an adjustable-height range of 22" to 31". Select desks are available in high-pressure laminate or FRW™ hard plastic work surface.

FIXED HEIGHT			ADJ HEIGHT																																	
18" x 24" Tops	20" x 26" Tops	18³/₄" x 24⁵/₈" Tops	28 x 21³/₈" Top	31⁵/₈" x 22³/₄" Top																																
<table border="1" style="display: inline-table; border-collapse: collapse;"><thead><tr><th>MODEL</th><th>FIXED</th></tr></thead><tbody><tr><td>73025</td><td>25"</td></tr><tr><td>73027</td><td>27"</td></tr><tr><td>73030</td><td>30"</td></tr></tbody></table>	MODEL	FIXED	73025	25"	73027	27"	73030	30"	<table border="1" style="display: inline-table; border-collapse: collapse;"><thead><tr><th>MODEL</th><th>FIXED</th></tr></thead><tbody><tr><td>73325</td><td>25"</td></tr><tr><td>73327</td><td>27"</td></tr><tr><td>73330</td><td>30"</td></tr></tbody></table>	MODEL	FIXED	73325	25"	73327	27"	73330	30"	<table border="1" style="display: inline-table; border-collapse: collapse;"><thead><tr><th>MODEL</th><th>FIXED</th></tr></thead><tbody><tr><td>73525</td><td>25"</td></tr><tr><td>73527</td><td>27"</td></tr><tr><td>73530</td><td>30"</td></tr></tbody></table>	MODEL	FIXED	73525	25"	73527	27"	73530	30"	<table border="1" style="display: inline-table; border-collapse: collapse;"><thead><tr><th>MODEL</th><th>ADJ</th></tr></thead><tbody><tr><td>73QADJM</td><td>22" - 31"</td></tr></tbody></table>	MODEL	ADJ	73QADJM	22" - 31"	<table border="1" style="display: inline-table; border-collapse: collapse;"><thead><tr><th>MODEL</th><th>ADJ</th></tr></thead><tbody><tr><td>73ADJM</td><td>22" - 31"</td></tr></tbody></table>	MODEL	ADJ	73ADJM	22" - 31"
MODEL	FIXED																																			
73025	25"																																			
73027	27"																																			
73030	30"																																			
MODEL	FIXED																																			
73325	25"																																			
73327	27"																																			
73330	30"																																			
MODEL	FIXED																																			
73525	25"																																			
73527	27"																																			
73530	30"																																			
MODEL	ADJ																																			
73QADJM	22" - 31"																																			
MODEL	ADJ																																			
73ADJM	22" - 31"																																			

OPTIONS

BH BACKPACK HANGER **M** HARD PLASTIC TOP **PL** PLYWOOD TOP **BR** WIRE BOOK BASKET **AE** SURE EDGE **BB** PLASTIC BOOK BOX

Desks are available with a backpack hanger, hard plastic top, plywood top, and a wire book basket. Sure Edge finish is only available with a laminate top. 73ADJM is available with a backpack hanger, plastic book box, wire book basket, and a 28" x 21³/₈" hard plastic top (model 73QADJM).

Metonymy® Series

Metonymy is an innovative three-piece set consisting of a compact desk, padded bench, and step stool that neatly nest together within the confines of the 24" x 20" x 30" desk. The desk features a high-pressure laminate work surface and a metal book. An upholstered padded bench is equipped with a steel upper frame, combining comfort and strength. A multi-purpose slip-resistant step stool can be used as a footrest or bookstand, then placed atop the desk to transform the workstation into a podium or standing desk.

METS12 12" high step stool.	METB18 18" high bench.	METD30 30" fixed-height desk with a 19 ³ / ₄ " x 24" high pressure laminate work surface.	MET Set includes: 12" high step stool, 18" high bench and 30" fixed-height desk.

COLORS

Black, Grey, Navy, Fusion Maple, Carmel Sagawood, Looks Likatre, Asian Sand



¿Te gustaría que tu colegio sea distinguido como uno de los mejores de México y con mayor prestigio al igual que las principales instituciones educativas del mundo?



TEXT® Series – Student Desks

TEXT Series desks, designed by the award-winning team of Peter Glass and Bob Mills, feature elliptical legs, swooping yokes and arched feet. Single-student models are available with FRW™ hard plastic work surfaces in fixed or adjustable-height configurations. Two-student desks are available with a high-pressure laminate work surface and an adjustable-height range of 26" to 34".

Fixed-Height Models

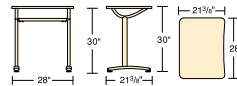
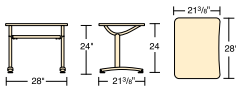


TD2128Y24M

24¾" fixed-height with a 21¾" x 28" hard plastic work surface (TD2128Y24BHM shown).

TD2128Y30M

30" fixed-height with a 21¾" x 28" hard plastic work surface (TD2128Y30BRTM shown).



Adjustable-Height Models



TD2128YL0M

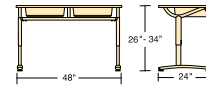
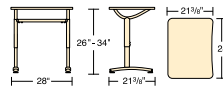
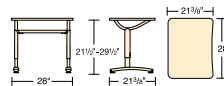
21½"-29½" adjustable with a 21¾" x 28" hard plastic work surface. (TD2128YL0M shown).

TD2128YADJM

26"-34" adjustable with a 21¾" x 28" hard plastic work surface (TD2128YADJBMM shown).

TD24488YADJ

26"-34" adjustable-height with a 24" x 48" high-pressure laminate work surface (TD24488YADJBB shown).



OPTIONS

- BH** BACKPACK HANGER **BRT** WIRE BOOK BASKET W/PAPER/PENCIL TRAY **BB** PLASTIC BOOK BOX **TT** TOTE TRAY **BR** WIRE BOOK BASKET
- C** CASTERS

Desks are available with a backpack hanger, wire book basket with paper/pencil tray, plastic book box, tote tray and wire book basket. Casters only available with TD2128Y30M and TD2128YL0M. TD24488YADJ is available with two plastic book boxes, two wire book baskets, and two wire book basket with paper/pencil trays.

TEXT® Series – Help Desks

TEXT Series Help Desks combine style, durability and performance, providing great teacher and student work stations. Models are available in high-pressure laminate work surfaces with an adjustable-height range of 26" to 34" or a fixed-height of 30".



Fixed Height

30" fixed-height with a high-pressure laminate work surface (THD30488D30 shown).



Adjustable Height

26"-34" adjustable-height with a high-pressure laminate work surface (THD30608DADJ shown).

OPTIONS

- C** CASTERS

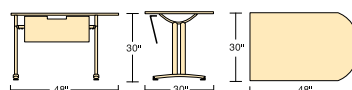
Desks are available with casters.

OPTIONAL ACCESSORIES

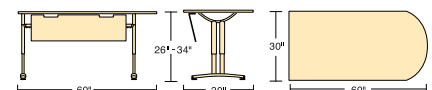
KEYBOARD MOUSE TRAYS, NACR, WIRE MANAGEMENT, WIRE CHASE, PENCIL DRAWERS, CPU HOLDER, MODESTY PANELS, AND POWER DATA.

For information on accessories see pages 115 and 145.

MODEL	TOP SIZE
THD30488D30	48"W x 30"D x 30"H
THD30608D30	60"W x 30"D x 30"H



MODEL	TOP SIZE
THD30488DADJ	48"W x 30"D x 26"-34"H
THD30608DADJ	60"W x 30"D x 26"-34"H



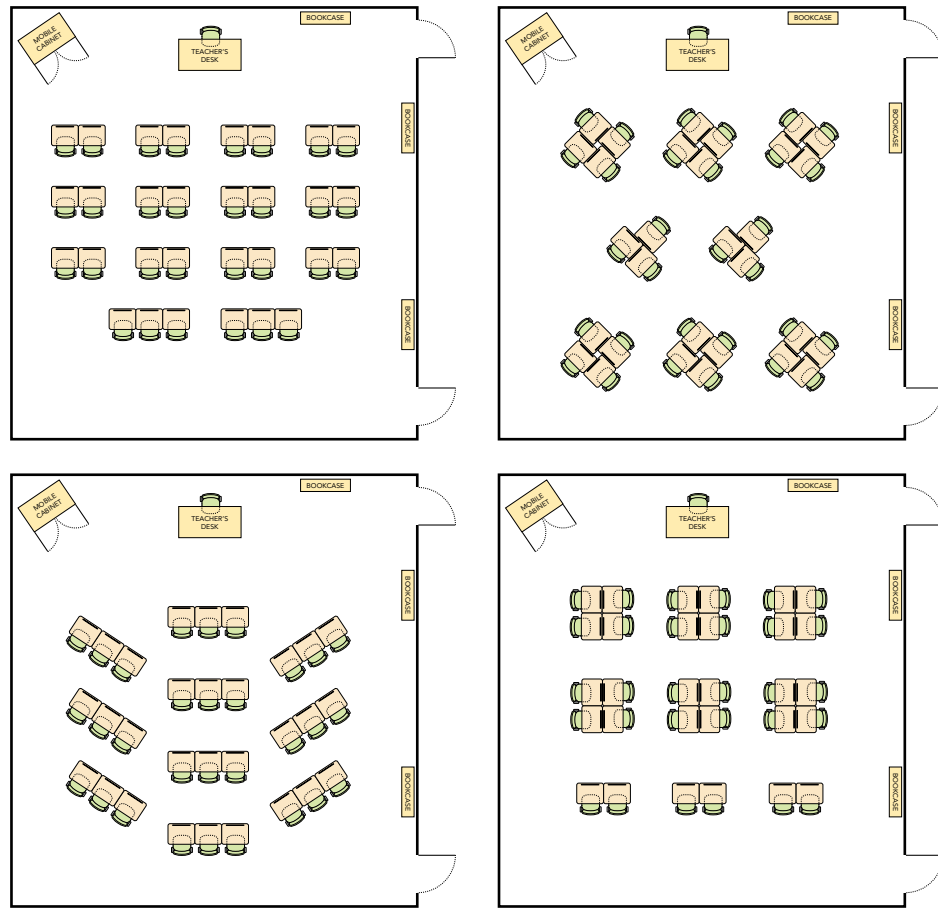
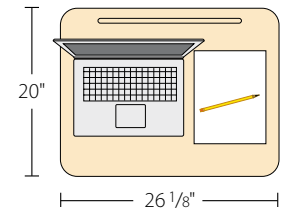


Si al igual que las principales instituciones educativas a nivel global, estas interesado en tu transformación continua y evolución integral de tu modelo educativo, envíanos un whatsapp y con mucho gusto podemos evaluar juntos como es que podemos apoyarte al a alcanzar tus más anhelados objetivos.



Rectangular Tops

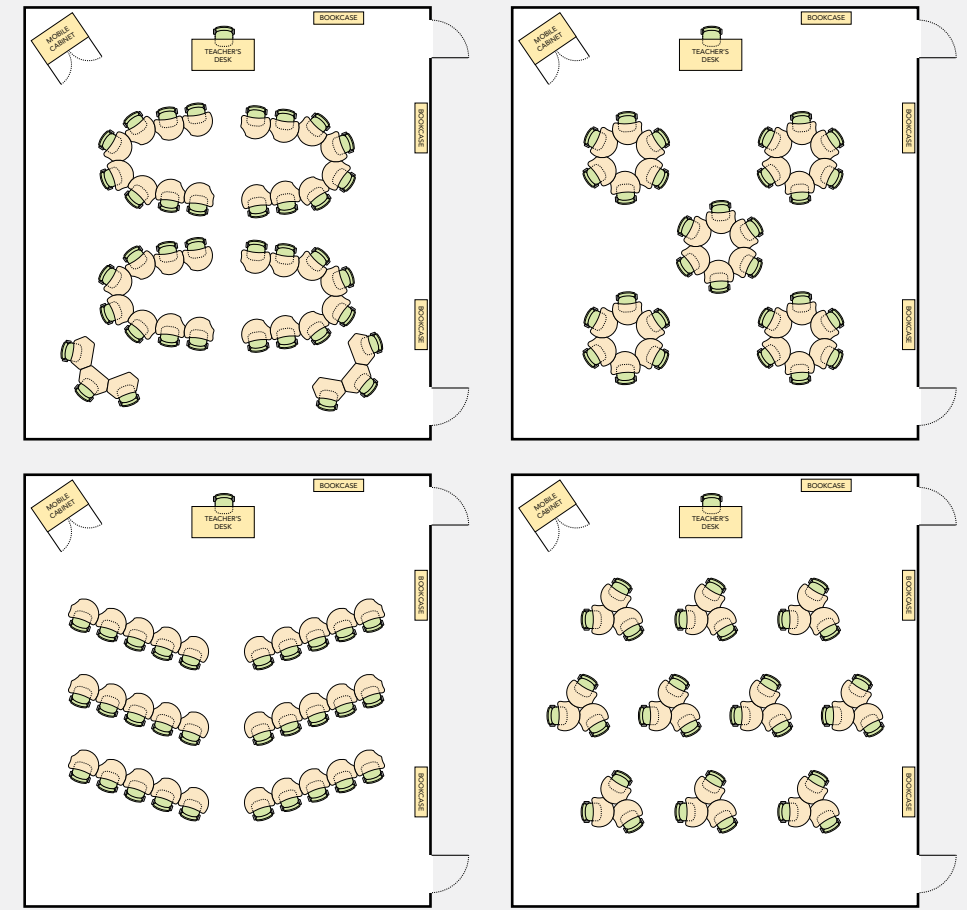
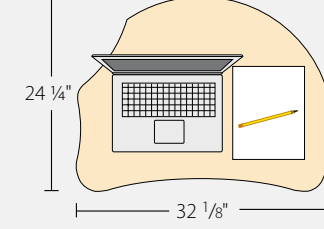
518.5 sq. in. work surface



Classroom layout suggestions based on 32' x 34', 1088 sq ft classroom, seating 30 students.

Molecule Tops

623.4 sq. in. work surface

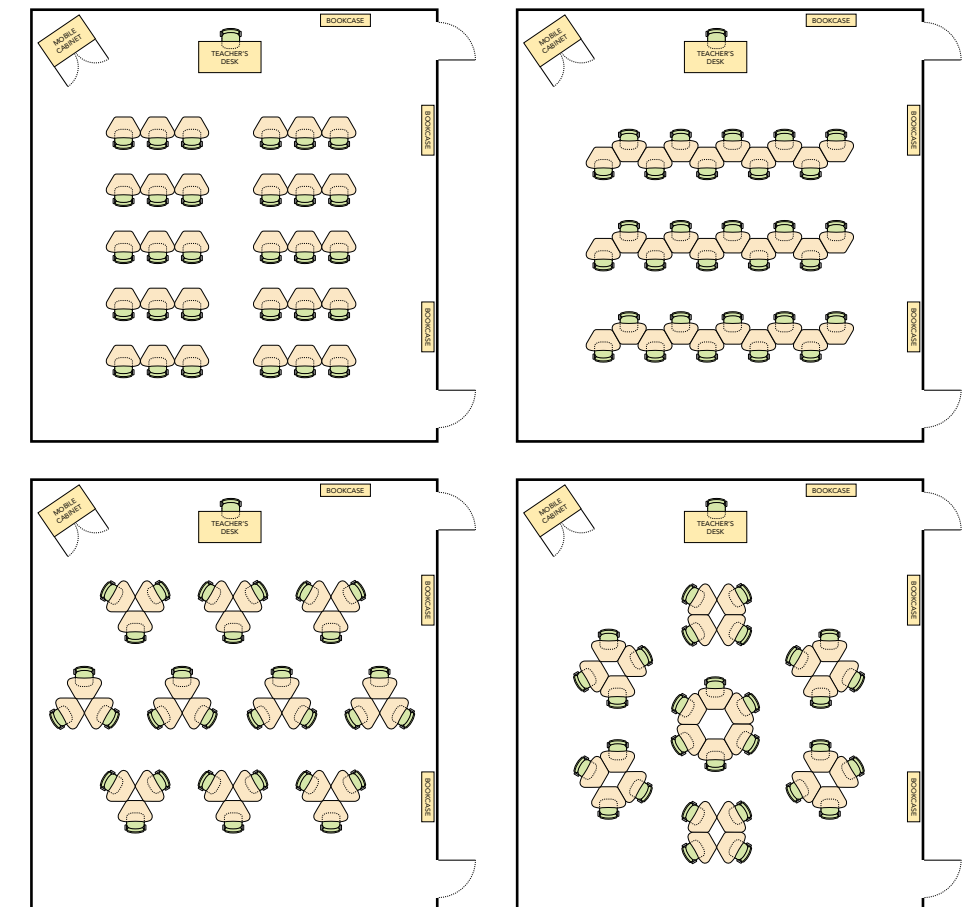
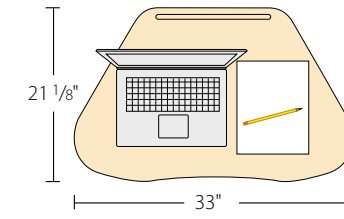


Classroom layout suggestions based on 32' x 34', 1088 sq ft classroom, seating 30 students.



Hexagonal Tops

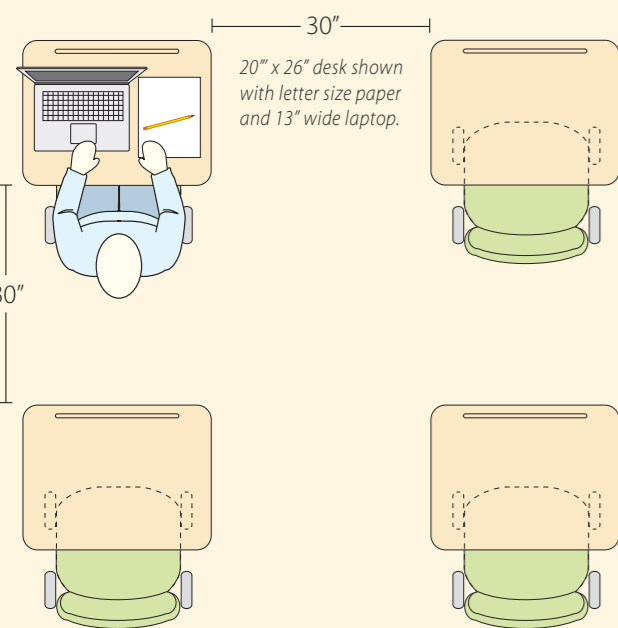
544.2 sq. in. work surface



Classroom layout suggestions based on 32' x 34', 1088 sq ft classroom, seating 30 students.

Arrangements for Group Collaborative Learning Using Single-Student Desks

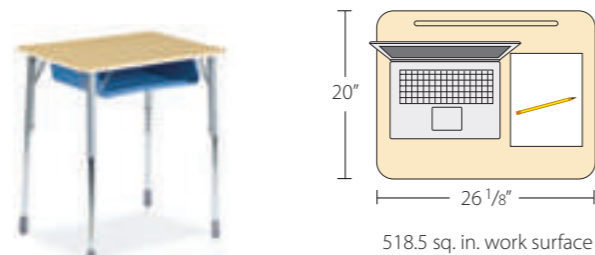
If you're considering single-student desks that can be aligned in rows or grouped in pods, it's important to know how much space different desks require when configured in different ways. For your reference, these facing pages include sample layouts and dimensional information showing how four of our ZUMA® Series collaborative desk models will work in a 32' x 34' classroom. We'd be happy to provide you with complimentary customized layouts for your campus through our PlanSCAPE® service described on the foldout of page 11.



In the following page, first-column layouts show the required floor space for different ZUMA desk models aligned in rows with the same front-to-back and side-to-side spacing between desks. Layouts in other columns show collaborative configuration possibilities for different ZUMA models.

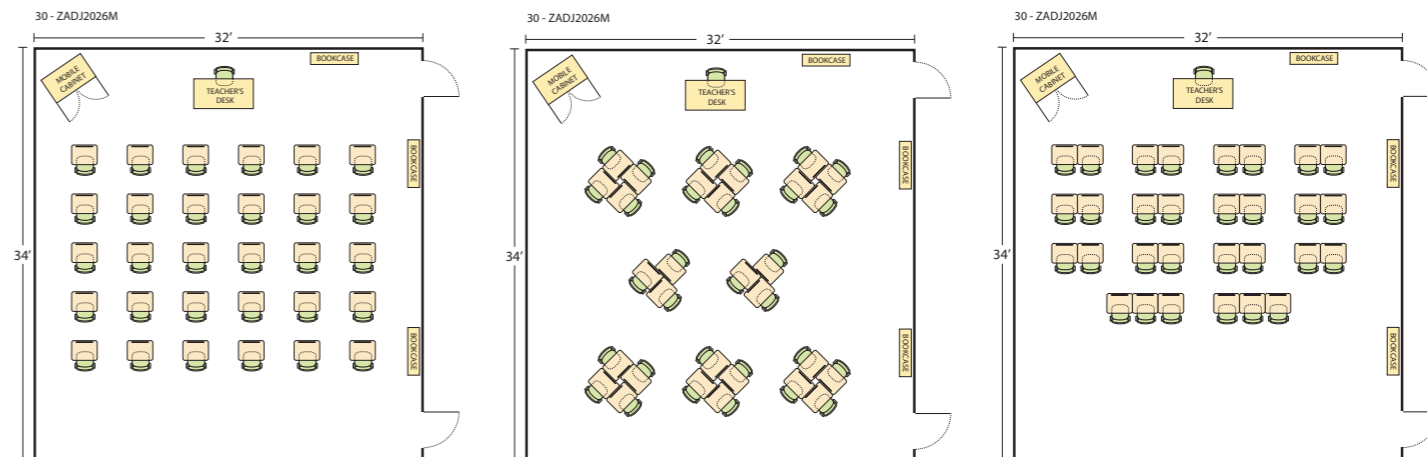
NOTE: Sample furniture layouts as shown on the following pages are for reference only. The customer is solely responsible for ensuring that the furniture and layout comply with applicable laws and safety regulations, including the Americans with Disabilities Act and building codes for pods.

ZADJ2026M

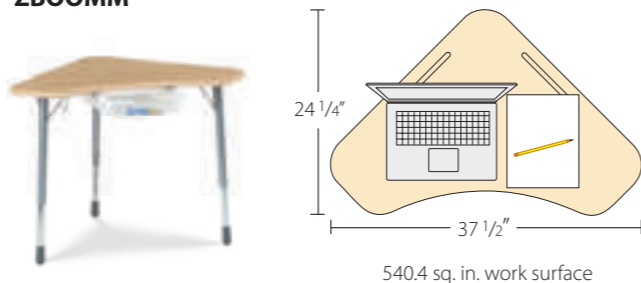


Rectangular Tops:

For unlimited configuration possibilities – including the clustered groupings and space-efficient, front-to-back rows shown here – rectangular desks are unsurpassed. This model provides our most compact footprint and supports a laptop with other curriculum materials. Larger rectangular Virco desks are available.

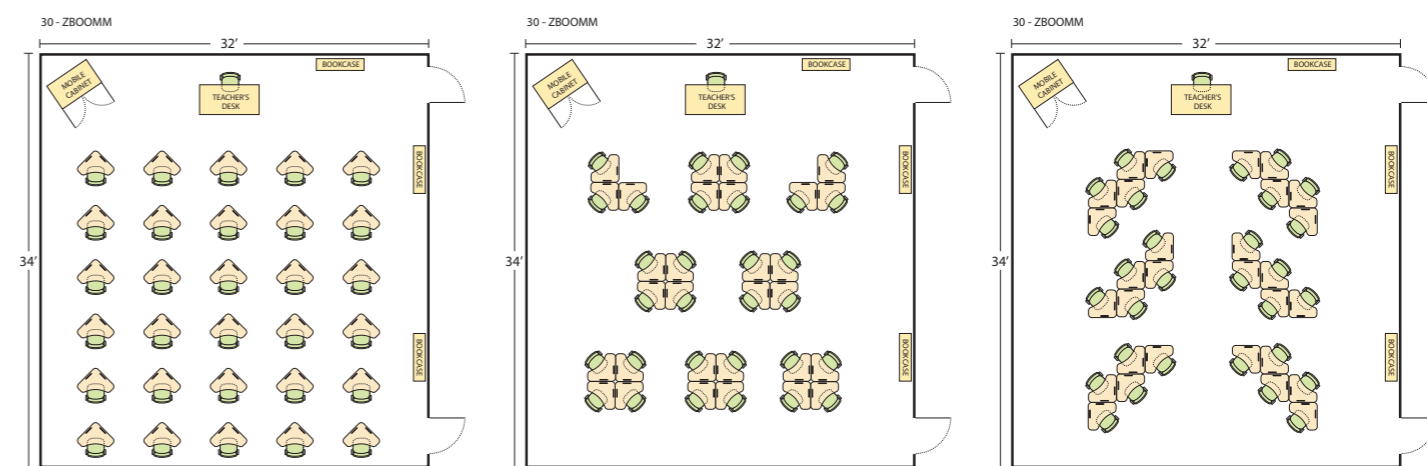


ZBOOMM

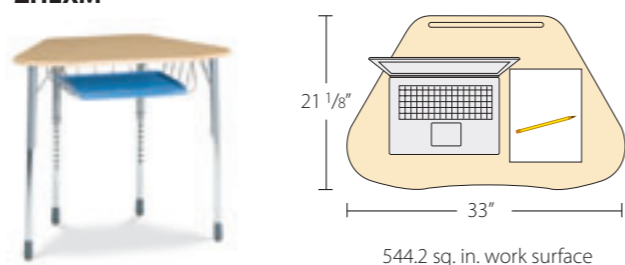


Triangular Tops:

Virco's boomerang-shaped top lets you configure 3-, 4-, 5- and 6-desk pods as shown; other configurations are also easily implemented. Front-to-back rows require more floor space than rows of other ZUMA desks. Great for an array of groupings, this top's shape also enables it to hold a laptop and other curriculum materials together.

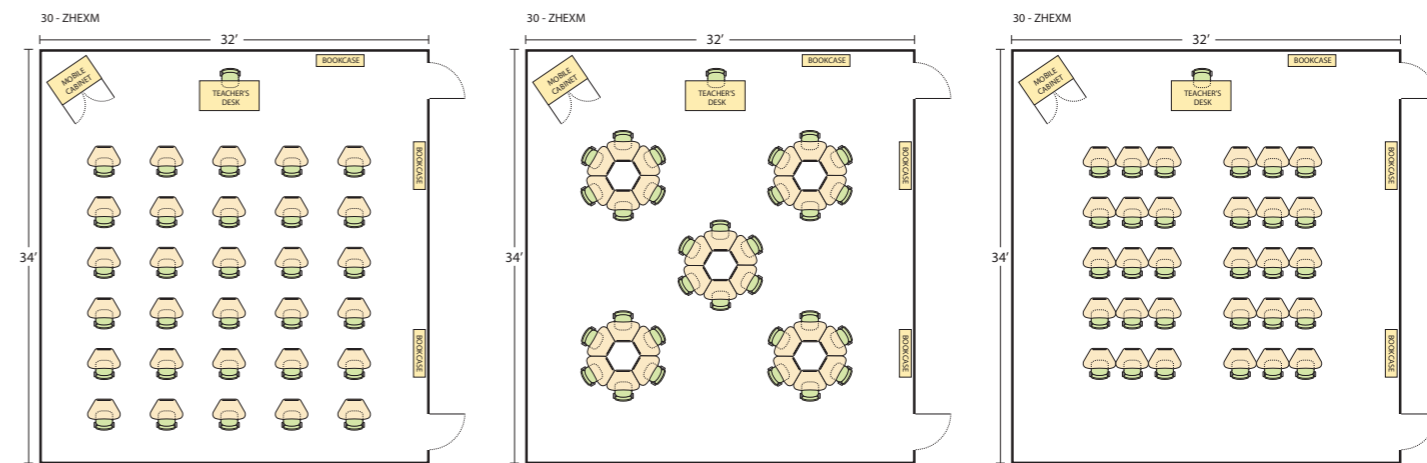


ZHEXM

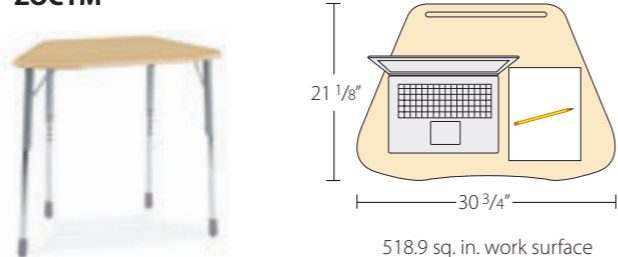


Hexagonal Tops:

Because six of these desks can be grouped in a 6-foot hexagon, you can comfortably fit five collaborative "hex" pods in a 32' x 34' environment. You can also go with 3-pod groupings or arrange 4-desk clusters around a central hex pod. The hex top will hold a laptop and other materials together; desks can be set-up in front-to-back rows as needed.

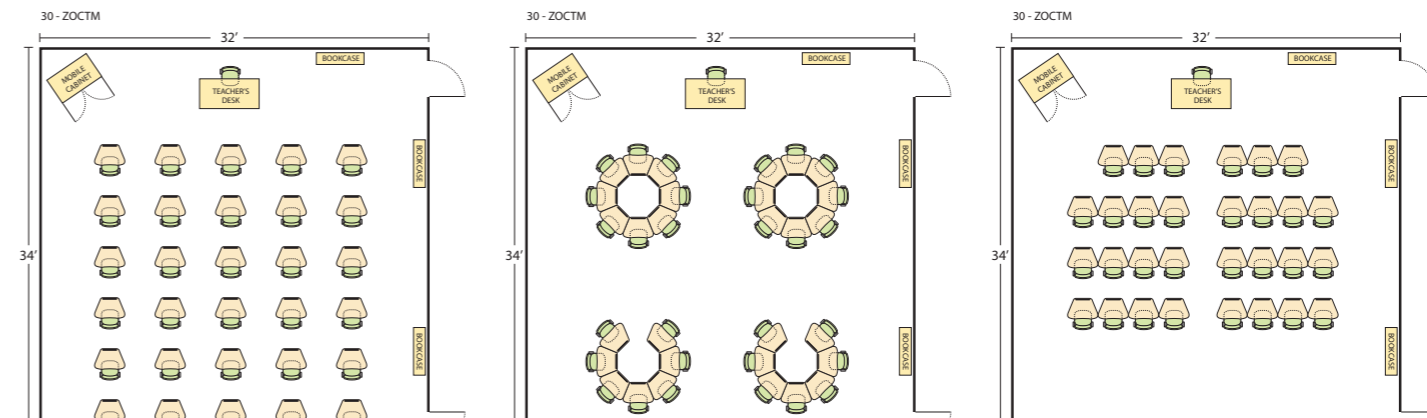


ZOCTM



Octagonal Tops:

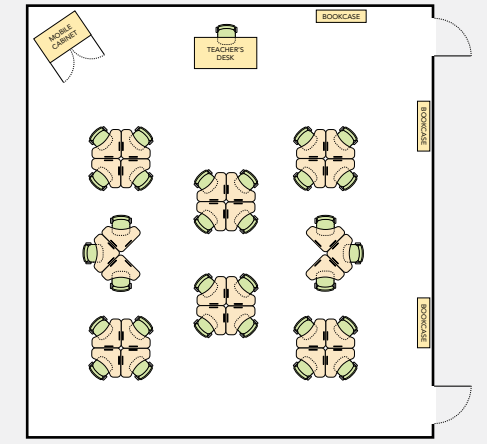
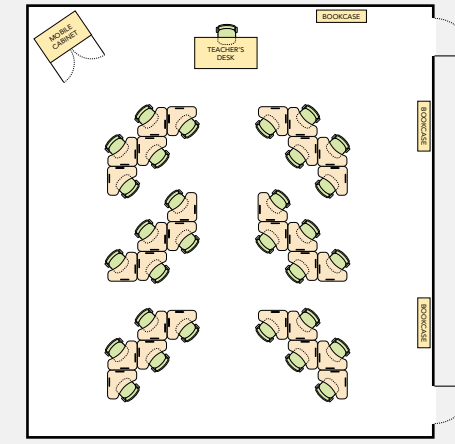
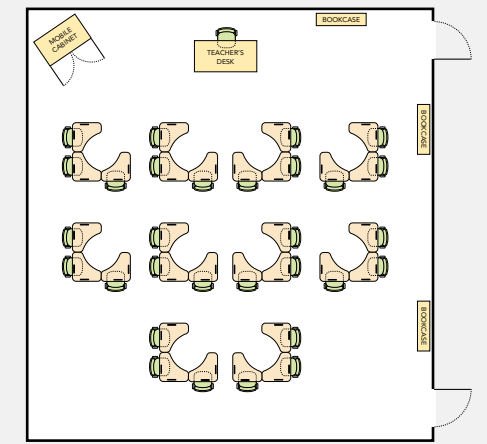
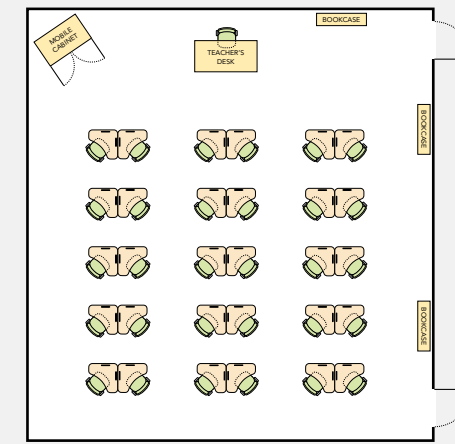
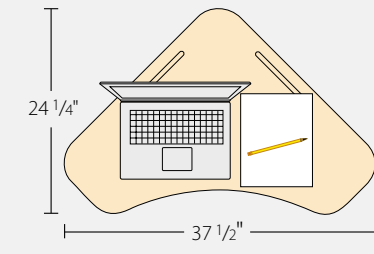
In addition to their 7-foot octagon configuration for eight students, these units can be organized in pods of 3 to 7 desks. The "oct" desk's smaller top gives it a tighter footprint than the hex desk; moreover, the





Boomerang Tops

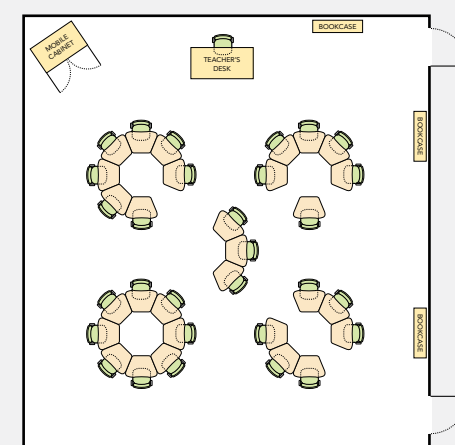
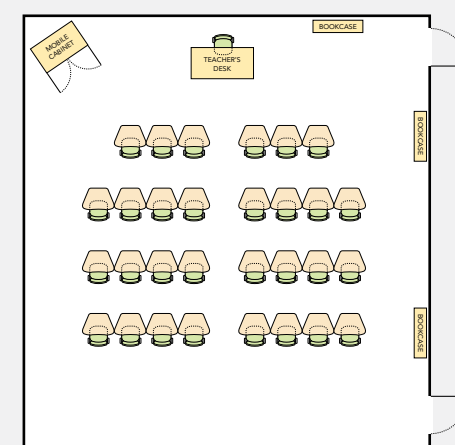
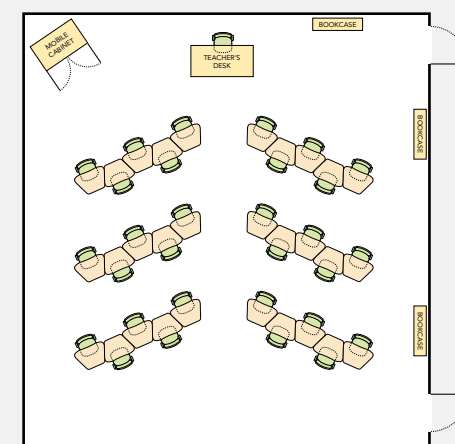
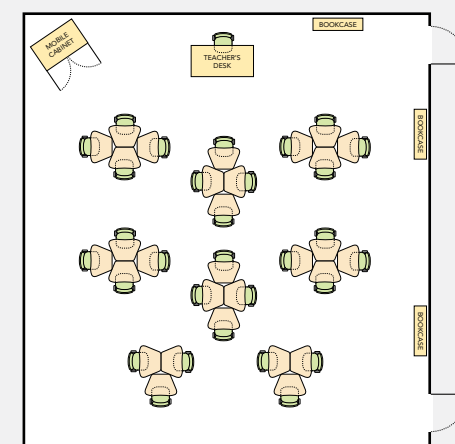
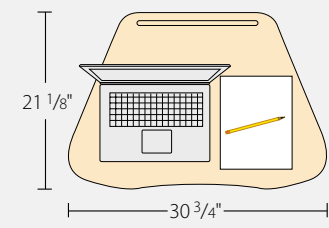
540.4 sq. in. work surface



Classroom layout suggestions based on 32' x 34', 1088 sq ft classroom, seating 30 students.

Octagonal Tops

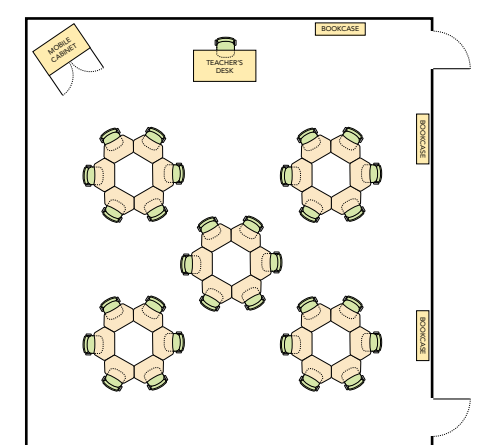
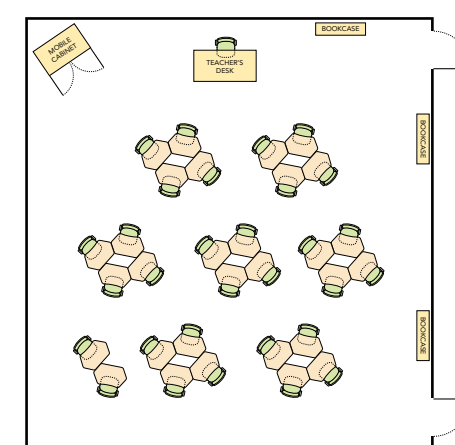
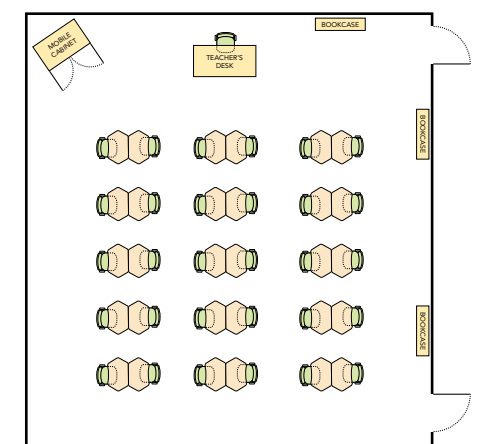
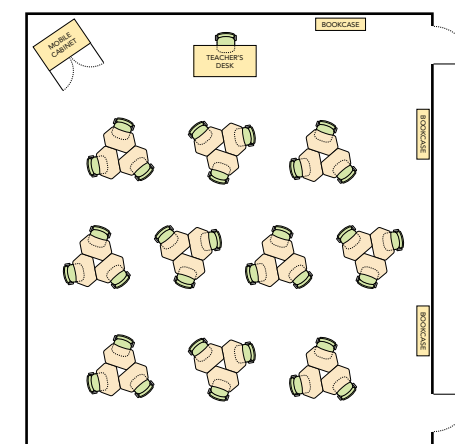
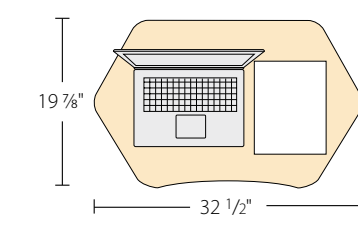
518.9 sq. in. work surface



Classroom layout suggestions based on 32' x 34', 1088 sq ft classroom, seating 30 students.

785 Tops

542.9 sq. in. work surface

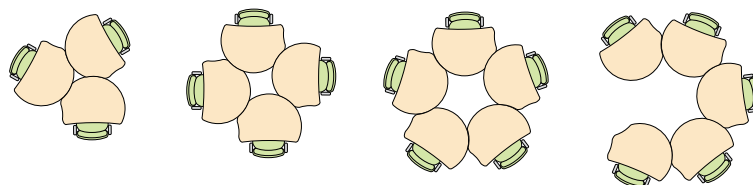


Classroom layout suggestions based on 32' x 34', 1088 sq ft classroom, seating 30 students.



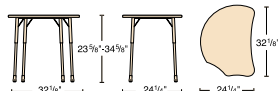
Molecule Series – Student Desks

Molecule Series unique shaped 24" x 32" collaborative work surfaces allow for single-student use or groupings of multiple desks in various arrangements. Desks come with a high-pressure laminate work surface and an adjustable-height range of 24¼" to 32½" or stand-up adjustable-height of 29⅜" to 41⅜".



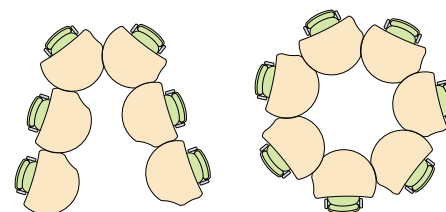
MC2432

24¼"-32½" adjustable-height with a 24" x 32" high-pressure laminate work surface (MC2432TTC shown).



MC2432SU

29⅜"-41⅜" stand-up adjustable-height with a 24" x 32" high-pressure laminate work surface.



OPTIONS

- BH** BACKPACK HANGER **BB** PLASTIC BOOK BOX **BR** BOOKRACK **TT** TOTE TRAY
- BRT** WIRE BOOK BASKET W/ PAPER/PENCIL TRAY **C** CASTERS **AE** SURE EDGE

Desks are available with a backpack hanger, bookrack, plastic book box, tote tray, wire book basket or paper/pencil tray and casters. (casters not available with MC2432SU). Sure Edge top.

DESKS





5000 Series – Student Desks

5000 Series desks feature a high-pressure laminate work surface and 2 thick profile leg options; a 24" to 32" adjustable-height leg or a 30" fixed-height leg. Both desks come in shapes that can be set for single student learning or arranged in collaborative learning groups. Triangle shape desks have a 33¹/₈" x 29¹/₄" work surface. Slide shape desks feature a 22" x 32" work surface.

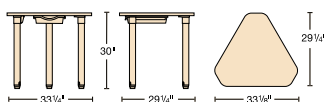
OPTIONS

- BH** BACKPACK HANGER **BR** BOOKRACK **BB** PLASTIC BOOK BOX
- BRT** WIRE BOOK BASKET W/ PAPER/PENCIL TRAY **TT** TOTE TRAY
- AE** SURE EDGE **ADJ** ADJUSTABLE LEGS

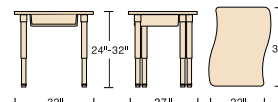
Desks are available with a backpack hanger, wire book basket with paper/pencil tray, plastic book box, wire book basket w/ paper/pencil tray, tote tray and wire book basket, Sure Edge finish and adjustable-height legs.



50TRI30
30" fixed-height with a high-pressure laminate work surface (50TRI30BHBB shown).



50SL30
24"-32" adjustable-height with a high-pressure laminate work surface (50SL30ADJBB shown).



Tetra™ Series – Student Desks

Tetra Series student desks offer an 21" x 28" work surface in FRW™ hard plastic or high-pressure laminate. Models are available with an adjustable-height range of 26" to 34" or a fixed-height of 30".

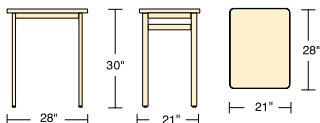
OPTIONS

- BH** BACKPACK HANGER **BB** PLASTIC BOOK BOX
- BRT** WIRE BOOK BASKET W/ PAPER/PENCIL TRAY
- BR** WIRE BOOK BASKET **M** HARD PLASTIC TOP
- BHP** BACKPACK HANGER PEG **C** CASTERS

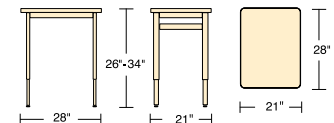
Desks are available with a backpack hanger, wire book basket with paper/pencil tray, wire book basket, plastic book box, tote tray, backpack hanger peg and casters. Casters are available for adjustable-height desks only.



TR212830
30" fixed-height with a 21" x 28" high-pressure laminate work surface (TR212830BOX shown).



TR2128ADJ
26"-34" adjustable-height with a 21" x 28" high-pressure laminate work surface (TR2128ADJCBOXM shown with an optional modesty panel and casters).



OPTIONAL ACCESSORIES

MODESTY PANEL

Plateau® Series – Student Desks

Plateau Series Slide Desks feature a stunning "floating" desktop design atop a stylish yet functional leg. Desks offer a 22" x 32" slide-shaped high-pressure laminate work surface and are available with an adjustable-height range of 26" to 34" or a fixed-height of 29".

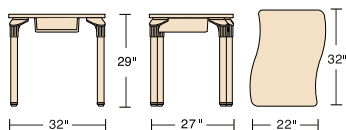
OPTIONS

- BH** BACKPACK HANGER **C** CASTERS
- TT** TOTE TRAY

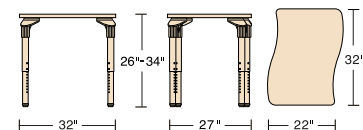
Desks are available with a backpack hanger and tote tray. Casters are available for adjustable-height desks only.



PTSL29
29" fixed-height with a 22" x 32" slide shape high-pressure laminate work surface (PTSL29TT shown).



PTSLADJ
26"-34" adjustable-height with a 22" x 32" slide shape high-pressure laminate work surface (PTSLADJC shown).



More Room to Move® Solutions

Sit-to-Stand Workstations



RMWS2430



RMWSWDG

Mobile Desks



ZBOOMBMC



ZHEXBBMC



ZOCTBBMC



MC2432BBC

Mobile Combo Units



Agile ZUMA®



Agile Analogy®



Agile Sage™



Agile Civitas®



Sage Contract

Mobile Tables & Classroom Solutions



4000 & 5000 Series Activity Tables



TEXT® Tables



Plateau® Tables



Science Tables



Mobile Storage



Textameter™ Instructor Station





¿Te gustaría que tu colegio sea distinguido como uno de los mejores de México y con mayor prestigio al igual que las principales instituciones educativas del mundo?



TEXT® Series – Classroom Tables

TEXT Series classroom tables, designed by the award-winning team of Peter Glass and Bob Mills, combine elliptical legs, swooping yokes and arched feet for elegance and versatility. Tables feature a high-pressure laminate work surface and are available in a range of tabletop sizes and top heights including fixed-heights of 24" or 30" or an adjustable-height range of 26" to 34", with casters as an option.



Single Post Leg

TOP SIZE	ADJ HEIGHT 26"-34"	FIXED HEIGHT 30"	FIXED HEIGHT 24"
20" x 48"	TE20488YADJ	TE20488Y30	TE20488Y24
20" x 54"	TE20548YADJ	TE20548Y30	TE20548Y24
20" x 60"	TE20608YADJ	TE20608Y30	TE20608Y24
20" x 72"	TE20728YADJ	TE20728Y30	TE20728Y24
24" x 48"	TE24488YADJ	TE24488Y30	TE24488Y24
24" x 54"	TE24548YADJ	TE24548Y30	TE24548Y24
24" x 60"	TE24608YADJ	TE24608Y30	TE24608Y24
24" x 72"	TE24728YADJ	TE24728Y30	TE24728Y24



Double Post Leg

TOP SIZE	ADJ HEIGHT 26"-34"	FIXED HEIGHT 30"	FIXED HEIGHT 24"
30" x 36"	TE30368DADJ	TE30368D30	TE30368D24
30" x 48"	TE30488DADJ	TE30488D30	TE30488D24
30" x 54"	TE30548DADJ	TE30548D30	TE30548D24
30" x 60"	TE30608DADJ	TE30608D30	TE30608D24
30" x 72"	TE30728DADJ	TE30728D30	TE30728D24
36" x 48"	TE36488DADJ	TE36488D30	TE36488D24
36" x 54"	TE36548DADJ	TE36548D30	TE36548D24
36" x 60"	TE36608DADJ	TE36608D30	TE36608D24
36" x 72"	TE36728DADJ	TE36728D30	TE36728D24

OPTIONAL ACCESSORIES:

KEYBOARD MOUSE TRAY, POWER/DATA PORT, MODESTY PANEL, CPU CADDY, SWIVEL CASTERS, WIRE CHASE, WIRE MANAGEMENT TRAY, GANGING DEVICE, PENCIL DRAWER, BOOK BOX/BASKET, BACKPACK HANGER

OPTIONS: **AE** SURE EDGE **C** CASTERS **GR** GROMMET(S) **DE** DRY ERASE

For information on accessories see pages 113 and 143.

TEXT® Series – Seminar Tables

TEXT Series seminar tables feature an elevated cross brace and a narrow footprint, creating a sleek and stylish space-saving solution for seminar and lecture halls. Tables are available with a high-pressure laminate work surface and offer 30" fixed height or 26" to 34" adjustable height, with casters as an option.



T-Leg

TOP SIZE	ADJ HEIGHT 26"-34"	FIXED HEIGHT 30"
20" x 36"	TS20368TADJ	TS20368T30
20" x 48"	TS20488TADJ	TS20488T30
20" x 54"	TS20548TADJ	TS20548T30
20" x 60"	TS20608TADJ	TS20608T30
20" x 72"	TS20728TADJ	TS20728T30
24" x 36"	TS24368TADJ	TS24368T30
24" x 48"	TS24488TADJ	TS24488T30
24" x 54"	TS24548TADJ	TS24548T30
24" x 60"	TS24608TADJ	TS24608T30
24" x 72"	TS24728TADJ	TS24728T30



Y-Leg

TOP SIZE	ADJ HEIGHT 26"-34"	FIXED HEIGHT 30"
20" x 36"	TS20368YADJ	TS20368Y30
20" x 48"	TS20488YADJ	TS20488Y30
20" x 54"	TS20548YADJ	TS20548Y30
20" x 60"	TS20608YADJ	TS20608Y30
20" x 72"	TS20728YADJ	TS20728Y30
24" x 36"	TS24368YADJ	TS24368Y30
24" x 48"	TS24488YADJ	TS24488Y30
24" x 54"	TS24548YADJ	TS24548Y30
24" x 60"	TS24608YADJ	TS24608Y30
24" x 72"	TS24728YADJ	TS24728Y30

OPTIONAL ACCESSORIES:

KEYBOARD MOUSE TRAY, POWER/DATA PORT, MODESTY PANEL, CPU CADDY, SWIVEL CASTERS, WIRE CHASE, WIRE MANAGEMENT TRAY, GANGING DEVICE, PENCIL DRAWER, BOOK BOX/BASKET, BACKPACK HANGER

For information on accessories see pages 115 and 145.

OPTIONS: **AE** SURE EDGE **C** CASTERS **GR** GROMMET(S) **DE** DRY ERASE

TEXT® Series – *Technology Tables*

TEXT Series technology tables were designed to meet the needs of technology labs and computer classrooms. Each table includes a perforated steel modesty panel with two generous wire pass-through openings, two grommets and two wire management trays. Models are available with a high-pressure laminate work surface and a 26" to 34" adjustable-height range.

TOP SIZE	ADJ HEIGHT 26"-34"
24" x 60"	TP2460AGMTR
24" x 72"	TP2472AGMTR
30" x 60"	TP3060AGMTR
30" x 72"	TP3072AGMTR



TEXT® Series – *Hinged Wire-Trough Tables*

TEXT Series hinged wire-trough tables offer technology-ready tables with an adjustable-height range of 26" to 34". Models feature a convenient 6" deep wire trough for enhanced wire and cable management as well as scalloped wire management cut outs. Because the wire trough has a hinged rear door, tables have an uninterrupted work surface.

OPTIONAL ACCESSORIES:

POWER/DATA PORT, SWIVEL CASTERS, END CAPS

For information on accessories see page 115.

TOP SIZE	ADJ HEIGHT 26"-34"
24" x 36"	TH24368YADJ
24" x 48"	TH24488YADJ
24" x 54"	TH24548YADJ
24" x 60"	TH24608YADJ
24" x 72"	TH24728YADJ
30" x 36"	TH30368DADJ
30" x 48"	TH30488DADJ
30" x 54"	TH30548DADJ
30" x 60"	TH30608DADJ
30" x 72"	TH30728DADJ



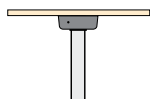
Wire Management Trough



TEXT® Series – *Tilt-Top Tables*

TEXT Series tilt-top tables deliver space-saving solutions and flexibility with tables that fold vertically, roll away, and neatly nest together for easy storage. Available in rectangular and slide shapes, tables come in a 30" fixed-height or 24" to 32" adjustable-height with casters for quick mobile set-ups. A convenient single release mechanism offers easy folding and unfolding.

Tilt-top tables have single-post legs.



Rectangle Tops

TOP SIZE	ADJ HEIGHT 24"-32"	FIXED HEIGHT 30"
20" x 42"	TT20428ADJ	TT2042830
20" x 48"	TT20488ADJ	TT2048830
20" x 60"	TT20608ADJ	TT2060830
20" x 72"	TT20728ADJ	TT2072830
24" x 42"	TT24428ADJ	TT2442830
24" x 48"	TT24488ADJ	TT2448830
24" x 60"	TT24608ADJ	TT2460830
24" x 72"	TT24728ADJ	TT2472830
30" x 42"	TT30428ADJ	TT3042830
30" x 48"	TT30488ADJ	TT3048830
30" x 60"	TT30608ADJ	TT3060830
30" x 72"	TT30728ADJ	TT3072830



Slide Tops

TOP SIZE	ADJ HEIGHT 24"-32"	FIXED HEIGHT 30"
30" x 48"	TTSLD30488ADJ	TTSLD3048830
30" x 60"	TTSLD30608ADJ	TTSLD3060830


OPTIONS:

- AE** SURE EDGE
- DE** DRY ERASE

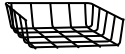


TEXT® Series – Table Accessories

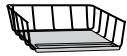
STORAGE



ZBOX - Plastic book box with pencil tray measuring 19¾"W x 17"D x 4¼"H.



ZBR - Wire book basket: 18"W x 15"D x 4"H.



ZBRT - Wire book basket with a spacious paper/pencil tray.



UPDRW - Plastic pencil drawer measuring 13" x 22".
UPDRWL - Plastic pencil drawer with lock measuring 13" x 22".



ZBH - Backpack hanger

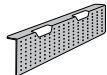
MODESTY PANELS



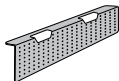
TMOD27 - Perforated steel modesty panel for use with 27" long TEXT tables.



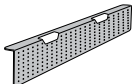
TMOD36 - Perforated steel modesty panel for use with 36" long TEXT tables.



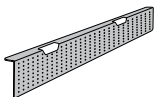
TMOD48 - Perforated steel modesty panel for use with 48" long TEXT tables.



TMOD54 - Perforated steel modesty panel for use with 54" long TEXT tables.



TMOD60 - Perforated steel modesty panel for use with 60" long TEXT tables.



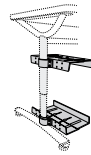
TMOD72 - Perforated steel modesty panel for use with 72" long TEXT tables.

CASTERS



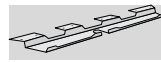
TLCASTER - 4-pack of twin-wheel, 3" diameter locking swivel casters for use with TEXT tables. Please note: Casters add 3" to the top height of TEXT tables.

COMPUTER ACCESSORIES

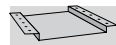


TEXTCPU - Adjustable CPU holder designed to allow leg-mounting of a CPU on a TEXT Series adjustable- or fixed-height table. Variable width adjustment to support CPUs between 3¾" to 7½" wide.

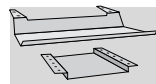
WIRE MANAGEMENT



TWMT36, TWMT48, TWMT54, TWMT60 and TWMT72 - Wire management trays for various widths to accommodate all TEXT models; 36"W, 48"W, 54"W, 60"W, 72"W.



TGANG - A metal plate for ganging two TEXT tables together.



TWMB - Wire management bridge tray allows wires and cables to feed from one table's TEXT wire management tray to the next.



TWC12 - Leg-mounted wire chase for adjustable-height tables neatly provides tabletop to floor routing for cables.



TWC16 - Leg-mounted wire chase for fixed-height tables neatly provides tabletop to floor routing for cables.

THEC - End caps for wire trough tables.

POWER/COMMUNICATIONS



REVEAL - Power port with four individual 15-AMP outlets and 6-foot power cord. The device slides on ball-bearing track with 3¾" travel and locks into place.

Additional accessories are listed on page 143.

MTS Series – Mobile Stool Tables

Mobile stool tables deliver a safe, easy and mobile option for versatile cafeteria and lunchroom spaces. A specially designed torsion bar, automatic locking feature and 4 swivel casters allow tables to fold, unfold and transport effortlessly, neatly storing in a secure, upright position when not in use. Round stools feature a 13" diameter top and tables are available with a high-pressure laminate surface.



The 3/4" thick top construction features a high-pressure laminate surface, a high-density particleboard core, and a backing sheet to help prevent warping.

Clearance between table tops helps prevent pinched fingers.

Edges are protected by T-mold edge banding. Optional Sure Edge® finish available.

Virco's sturdy ABS plastic stools provide unparalleled strength and durability.




A torsion bar facilitates easy table folding and unfolding.

Each middle leg has a 1" rubber crutch tip, reinforced with steel inserts for longer wear.

3 1/2" swivel casters have ball-bearing raceways for easy mobility.

Each seat has its own direct-to-floor load-bearing column, providing its own support without cross members running in between seats.

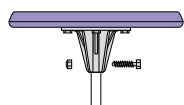
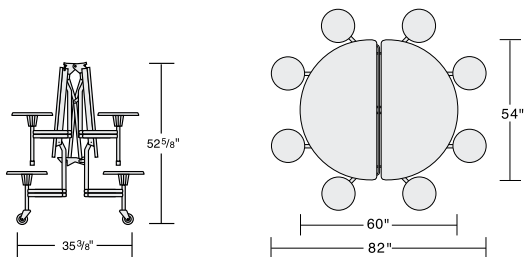
Mobile Oval Stool Tables

MODEL	SEAT HEIGHT	STOOLS	TABLE HEIGHT	TOP SIZE
MTSO152758	15"	8	27"	60" diameter
MTSO172958	17"	8	29"	60" diameter
 MTSO193156W	19"	6	31"	60" diameter

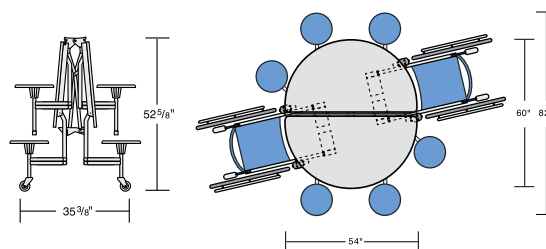
 2 wheelchair spaces






Oval mobile stool tables that are wheelchair accessible are designed to accommodate two wheelchairs on opposite sides of the table.

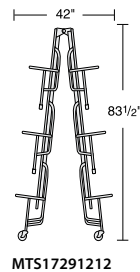
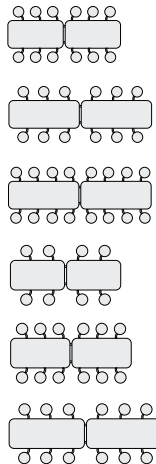


Virco's ABS plastic stools feature a multi-rib design and a die-cast aluminum mounting bracket for strength and durability. Stools are secured to their columns by an insert washer and a hex bolt with an aircraft lock nut.



Mobile Rectangle Stool Tables

MODEL	SEAT HEIGHT	STOOLS	TABLE HEIGHT	TOP SIZE
MTS17291012	17"	12	29"	30" x 120"
MTS17291212	17"	12	29"	30" x 144"
MTS15271216	15"	16	27"	30" x 144"
 MTS193188W	19"	8	31"	30" x 102"
 MTS19311012W	19"	12	31"	30" x 126"
 MTS19311212W	19"	12	31"	30" x 148"



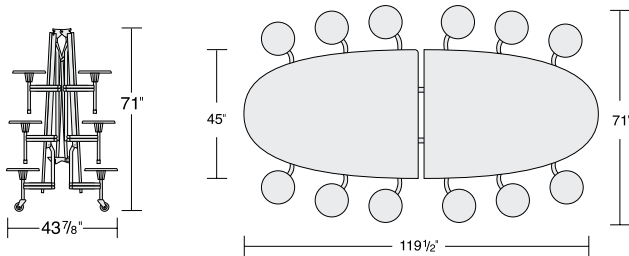
MTS17291212



 2 wheelchair spaces

Mobile Ellipse Stool Tables

MODEL	SEAT HEIGHT	SEATS	TABLE HEIGHT	TOP SIZE
MTSE15271012	15"	12	27"	45" x 119½"
MTSE17291012	17"	12	29"	45" x 119½"



OPTIONS:  SURE EDGE

Mobile Folding Table – Features



Clearance between table tops help avoid pinched fingers.



Torsion bars help tables fold and unfold smoothly.



An up-lock mechanism holds tables in place while folded, and a down-lock mechanism holds tables in place when unfolded.



Tables feature a safety device that helps avoid pinched fingers during set-up. The device must be manually released before the table can be completely unfolded.



Tables roll on four 3½" swivel casters, reducing marring and damage to floors.

COMBO UNITS

Virco's chair-desk combinations bring a sense of order to the classroom with comfort, ergonomics and styles that recognize the need for flexibility and choice. Compact models open up possibilities for small spaces. Expanded work surfaces are suitable for textbooks, laptops and more. Collaborative tops can be configured into shapes for group work or separated to support independent study. From traditional set-ups to flexible classrooms,

Virco combo desks offer a wide variety of options to accommodate evolving spaces.





¿Te gustaría tener la posibilidad de acceder a un programa único de renovación, con mobiliario de la mas alta calidad, estética y ergonomía a nivel global, el cual ha sido el vehículo favorito de las hoy principales organizaciones educativas del mundo?



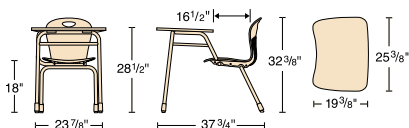


ZUMA® Series – Chair Desks with Bowfront Top

ZUMA Series chair desks combine the ergonomic flexibility of ZUMA with a generous FRW™ hard plastic work surface for a comfortable yet convenient classroom solution.

ZCONBRM

4-leg chair desk with a 19³/₈" x 25³/₈" bowfront shape hard plastic work surface.



OPTIONAL CONFIGURATIONS

- FG** FELT-BASE GLIDES **SG** STEEL-BASE GLIDES **BR** BOOKRACK **BH** BACKPACK HANGER
- LH** LEFT-HANDED

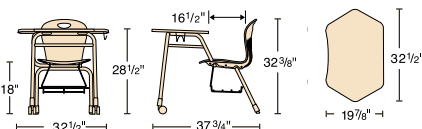


ZUMA® Series – Chair Desks with Collaborative Learning Top

ZUMA Series chair desks feature an ergonomically contoured seat and a collaborative work surface, ideal for group learning. Work surface is available with high-pressure laminate or FRW hard plastic.

ZC1CT

4-leg chair desk with a 19⁷/₈" x 32¹/₂" collaborative shape high-pressure laminate work surface.



OPTIONAL CONFIGURATIONS

- FG** FELT-BASE GLIDES **SG** STEEL-BASE GLIDES **L** LAMINATE TOP **AE** SURE EDGE
- M** HARD PLASTIC TOP **BR** BOOKRACK **BH** BACKPACK HANGER **LH** LEFT-HANDED **CH** CUP HOLDER

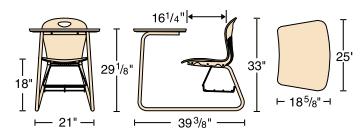


ZUMA® Series – Sled-Based Combo Units with Bowfront Top

ZUMA Series sled-based combo units feature an ergonomically contoured seat and a generous FRW hard plastic work surface. Combo units offer a sturdy dual-entry design for right and left-handed students.

ZSLEDBRM

SledCombo chair desk with an 18⁵/₈" x 25" bowfront shape hard plastic work surface.



OPTIONAL CONFIGURATIONS

- BR** BOOKRACK **BH** BACKPACK HANGER



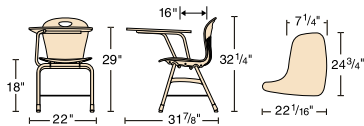
ZUMA® Series – Tablet Arm Chair Desks

ZUMA Series tablet arm chair desks incorporate an ergonomically contoured seat with a fixed or articulating L-shaped high-pressure laminate work surface. Tablet arm chair desks feature a compact 4-leg frame and come standard with a steel bookrack for added storage.



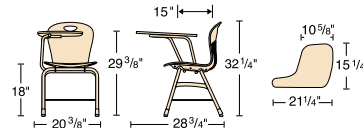
ZU418TAFBR

Fixed tablet arm chair desk with a 7¼" x 24¾" x 22½" high-pressure laminate work surface.



ZU418TABR

Articulating tablet arm chair desk with a 10⅝" x 15¼" x 21¼" high-pressure laminate work surface.



OPTIONAL CONFIGURATIONS

- FG** FELT-BASE GLIDES
- SG** STEEL-BASE GLIDES
- LH** LEFT-HANDED

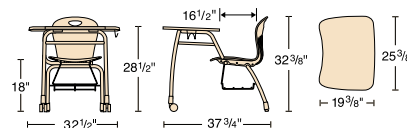


ZUMA® Series – Chair Desks with Civitas Frame

ZUMA Series chair desks feature an ergonomically contoured seat with our stylish and sophisticated Civitas frame. Models are available with a high-pressure laminate or FRW™ hard plastic work surface.

CCZ1

4-leg chair desk with Civitas frame and a 19⅜" x 25⅜" bowfront shape high-pressure laminate work surface.



OPTIONAL CONFIGURATIONS

- FG** FELT-BASE GLIDES
- SG** STEEL-BASE GLIDES
- L** LAMINATE TOP
- AE** SURE EDGE
- M** HARD PLASTIC TOP
- BR** BOOKRACK
- BH** BACKPACK HANGER
- LH** LEFT-HANDED

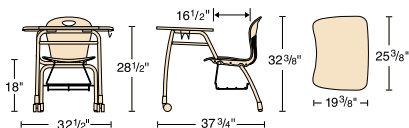
ZUMA® Series – Agile Combo Units

ZUMA Series agile combo units are ideal for group learning and flexible work spaces. Combo units feature FRW™ hard plastic or high-pressure laminate work surface and two twin-wheel nylon casters equipped with a "sit-lock" feature.



ACZ1

Agile combo unit with a 19³/₈" x 25³/₈" bowfront shape high-pressure laminate work surface. (model ACZ3M shown).



OPTIONAL CONFIGURATIONS

- L** LAMINATE TOP **AE** SURE EDGE **M** HARD PLASTIC TOP **BR** BOOKRACK
- BH** BACKPACK HANGER **LH** LEFT-HANDED

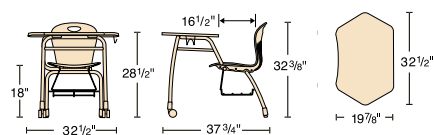
ZUMA® Series – Agile Combo Units with Collaborative Top and Civitas Frame

ZUMA Series agile combo units feature our stylish Civitas frame, a high-pressure laminate or FRW hard plastic collaborative shaped work surface, and two twin-wheel nylon casters equipped with a "sit-lock" feature.



ACCZ2CT

Agile combo unit with Civitas frame and a 19⁷/₈" x 32¹/₂" collaborative shape high-pressure laminate work surface. (model ACCZ2CTM shown).



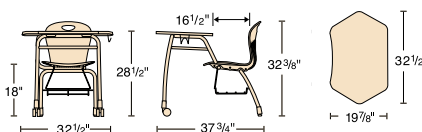
ZUMA® Series – Agile Combo Units with Collaborative Learning Top

ZUMA Series agile combo units feature two twin-wheel nylon casters equipped with a "sit-lock" feature and a collaborative work surface in FRW hard plastic or high-pressure laminate.



ACZ1CT

Agile combo unit with a 19⁷/₈" x 32¹/₂" collaborative shape high-pressure laminate work surface.



OPTIONAL CONFIGURATIONS

- L** LAMINATE TOP **AE** SURE EDGE **M** HARD PLASTIC TOP **BR** BOOKRACK **BH** BACKPACK HANGER **LH** LEFT-HANDED **CH** CUP HOLDER

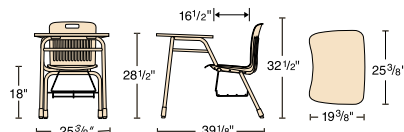


Analogy® Series – Chair Desks with Bowfront Top

Analogy Series chair desks combine a striking upright design and ergonomically contoured seat with a generous FRW™ hard plastic or high-pressure laminate work surface. Models are available with an extra-large (EL) shell to accommodate larger students and adults.

ANC1M

4-leg chair desk with a 19 3/8" x 25 3/8" bowfront shape hard plastic work surface.



OPTIONAL CONFIGURATIONS

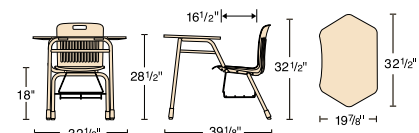
- FG** FELT-BASE GLIDES
- SG** STEEL-BASE GLIDES
- BH** BACKPACK HANGER
- LH** LEFT-HANDED
- BR** BOOKRACK
- L** LAMINATE TOP
- AE** SURE EDGE
- M** HARD PLASTIC TOP
- EL** EXTRA-LARGE SEAT
- P** PADDED UPHOLSTERED SEAT

Analogy® Series – Chair Desks with Collaborative Learning Top

Analogy Series chair desks feature an ergonomically contoured seat and a collaborative work surface, ideal for group learning. Work surface is available with high-pressure laminate or FRW hard plastic.

ANC1CT

4-leg chair desk with a 19 7/8" x 32 1/2" collaborative shape high-pressure laminate work surface.



OPTIONAL CONFIGURATIONS

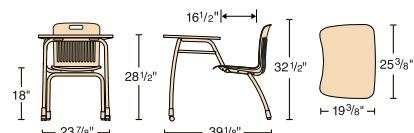
- FG** FELT-BASE GLIDES
- SG** STEEL-BASE GLIDES
- BH** BACKPACK HANGER
- LH** LEFT-HANDED
- BR** BOOKRACK
- L** LAMINATE TOP
- AE** SURE EDGE
- M** HARD PLASTIC TOP
- EL** EXTRA-LARGE SEAT
- CH** CUP HOLDER
- P** PADDED UPHOLSTERED SEAT

Analogy® Series – Chair Desks with Civitas Frame

Analogy Series chair desks feature an ergonomically contoured seat with our stylish and sophisticated Civitas frame. Models are available with an FRW hard plastic or high-pressure laminate work surface.

CCA1

4-leg chair desk with Civitas frame and a 19 3/8" x 25 3/8" bowfront shape high-pressure laminate work surface.



OPTIONAL CONFIGURATIONS

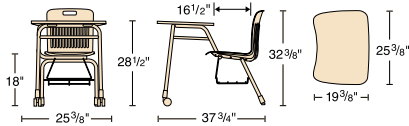
- FG** FELT-BASE GLIDES
- SG** STEEL-BASE GLIDES
- BH** BACKPACK HANGER
- LH** LEFT-HANDED
- BR** BOOKRACK
- L** LAMINATE TOP
- AE** SURE EDGE
- M** HARD PLASTIC TOP
- EL** EXTRA-LARGE SEAT
- P** PADDED UPHOLSTERED SEAT

Analogy® Series – Agile Combo Units

Analogy Series agile combo units offer two twin-wheel nylon casters equipped with a "sit-lock" feature for easy mobility, and an FRW™ hard plastic or high-pressure laminate work surface.

ACA3

Agile combo unit with a 19 $\frac{3}{8}$ " x 25 $\frac{3}{8}$ " bowfront shape high-pressure laminate work surface. (model ACA1M shown)



OPTIONAL CONFIGURATIONS

L LAMINATE TOP **AE** SURE EDGE **M** HARD PLASTIC TOP **BR** BOOKRACK
BH BACKPACK HANGER **EL** EXTRA-LARGE SEAT **P** PADDED UPHOLSTERED SEAT **LH** LEFT-HANDED

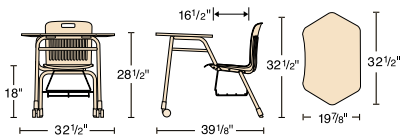


Analogy® Series – Agile Combo Units with Collaborative Learning Top

Analogy Series agile combo units feature two twin-wheel nylon casters equipped with a "sit-lock" feature and a collaborative work surface in FRW hard plastic or high-pressure laminate.

ACA1CT

Agile combo units with a 19 $\frac{7}{8}$ " x 32 $\frac{1}{2}$ " collaborative shape high-pressure laminate work surface.



OPTIONAL CONFIGURATIONS

L LAMINATE TOP **AE** SURE EDGE **M** HARD PLASTIC TOP **BR** BOOKRACK **CH** CUP HOLDER
BH BACKPACK HANGER **EL** EXTRA-LARGE SEAT **P** PADDED UPHOLSTERED SEAT **LH** LEFT-HANDED

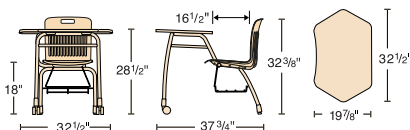


Analogy® Series – Agile Combo Units with Collaborative Top and Civitas Frame

Analogy Series agile combo units are ideal for collaborative learning and flexible classrooms. Models feature our stylish Civitas frame, a high-pressure laminate or FRW hard plastic collaborative shaped work surface, and two twin-wheel nylon casters equipped with a "sit-lock" feature.

ACCA1CTM

Agile combo unit with Civitas frame and a 19 $\frac{7}{8}$ " x 32 $\frac{1}{2}$ " collaborative shape hard plastic work surface.



OPTIONAL CONFIGURATIONS

L LAMINATE TOP **AE** SURE EDGE **M** HARD PLASTIC TOP **BR** BOOKRACK
BH BACKPACK HANGER **EL** EXTRA-LARGE SEAT **P** PADDED UPHOLSTERED SEAT **LH** LEFT-HANDED





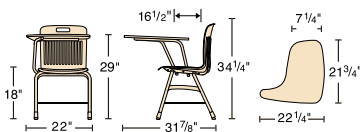
Analogy® Series – Tablet Arm Chair Desks

Analogy Series tablet arm chair desks come with a fixed or an articulating high-pressure laminate work surface. Chair desks combine a convenient L-shaped work surface with an ergonomically contoured seat; an extra-large shell is available for larger students and adults. Models feature a space-saving 4-leg chair frame, a steel bookrack and are available in right or left-handed configurations.



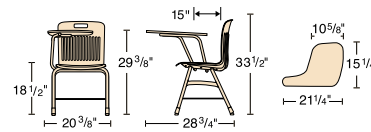
ANTF1

Fixed tablet arm chair desk with a 7¼" x 21¾" x 22¼" high-pressure laminate work surface.



ANT1

Articulating tablet arm chair desk with a 10⅝" x 15¼" x 21¼" high-pressure laminate work surface.



OPTIONAL CONFIGURATIONS

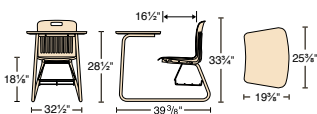
- FG** FELT-BASE GLIDES
- SG** STEEL-BASE GLIDES
- LH** LEFT-HANDED
- BR** BOOKRACK
- EL** EXTRA-LARGE SEAT
- P** PADDED UPHOLSTERED SEAT

Analogy® Series – Sled-Based Combo Units with Bowfront Top

Analogy Series sled-based combo units feature an ergonomically contoured extra-large seat and a spacious FRW™ hard plastic or high-pressure laminate work surface. Combo units offer a dual-entry design for right and left-handed students.

ANSEL3M

Sled-based chair desk with a 19⅜" x 25⅝" bowfront shape hard plastic work surface and extra-large seat.



OPTIONAL CONFIGURATIONS

- BH** BACKPACK HANGER
- BR** BOOKRACK
- L** LAMINATE TOP
- AE** SURE EDGE
- M** HARD PLASTIC TOP
- P** PADDED UPHOLSTERED SEAT

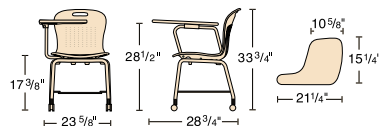


Sage™ Contract Series – Tablet Arm Chair Desks

Sage Contract Series tablet arm chair desks, designed for sophisticated higher learning environments, combine an articulating L-shaped high-pressure laminate work surface with an elegant padded or unpadded seat. Optional configurations also include a wire bookrack and four twin-wheel casters.

SCTBRPC

Articulating tablet arm chair desk with a 10⁵/₈" x 15¹/₄" x 21¹/₄" x high-pressure laminate work surface.



OPTIONAL CONFIGURATIONS

- BR** BOOKRACK
- P** PADDED UPHOLSTERED SEAT
- LH** LEFT-HANDED
- C** SOFT CASTERS

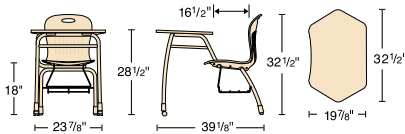


Sage™ Series – Agile Combo Units with Collaborative Top and Civitas Frame

Sage Series agile combo units are ideal for group learning and flexible work spaces. Models feature our stylish Civitas frame, a high-pressure laminate or FRW™ hard plastic collaborative shaped work surface, and two twin-wheel nylon casters equipped with a "sit-lock" feature.

ACCS1CT

Agile combo units with Civitas frame and a 19⁷/₈" x 32¹/₂" collaborative shape high-pressure laminate work surface.



OPTIONAL CONFIGURATIONS

- L** LAMINATE TOP **AE** SURE EDGE **M** HARD PLASTIC TOP **BR** BOOKRACK
- BH** BACKPACK HANGER **P** PADDED UPHOLSTERED SEAT **LH** LEFT-HANDED

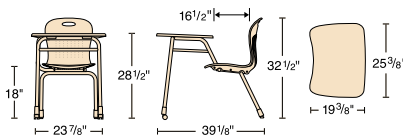


Sage™ Series – Agile Combo Units

Sage Series agile combo units offer two twin-wheel nylon casters, equipped with a "sit-lock" feature, and an FRW hard plastic or high-pressure laminate work surface.

ACS3M

Agile combo units with a 19³/₈" x 25³/₈" bowfront shape FRW hard plastic work surface.



OPTIONAL CONFIGURATIONS

- L** LAMINATE TOP **AE** SURE EDGE **M** HARD PLASTIC TOP **BR** BOOKRACK
- BH** BACKPACK HANGER **P** PADDED UPHOLSTERED SEAT **LH** LEFT-HANDED

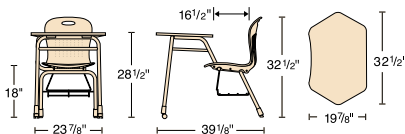


Sage™ Series – Agile Combo Units with Collaborative Learning Top

Sage Series agile combo units feature two twin-wheel nylon casters equipped with a "sit-lock" feature and a collaborative work surface in FRW hard plastic or high-pressure laminate.

ACS1CT

Agile combo units with a 19⁷/₈" x 32¹/₂" collaborative shape high-pressure laminate work surface.



OPTIONAL CONFIGURATIONS

- L** LAMINATE TOP **AE** SURE EDGE **M** HARD PLASTIC TOP **BR** BOOKRACK
- BH** BACKPACK HANGER **P** PADDED UPHOLSTERED SEAT **CH** CUP HOLDER **LH** LEFT-HANDED

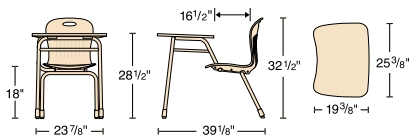


Sage™ Series – Chair Desks with Bowfront Top

Sage Series chair desks combine an ergonomically contoured seat with a spacious FRW™ hard plastic work surface.

SGCONBRM

4-leg chair desk with a 19 3/8" x 25 3/8" bowfront shape hard plastic work surface.



OPTIONAL CONFIGURATIONS

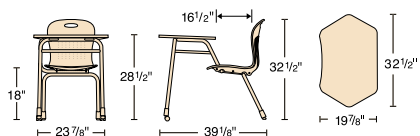
- FG** FELT-BASE GLIDES **SG** STEEL-BASE GLIDES **BR** BOOKRACK **BH** BACKPACK HANGER
- P** PADDED UPHOLSTERED SEAT **LH** LEFT-HANDED

Sage™ Series – Chair Desks with Collaborative Learning Top

Sage Series chair desks feature an ergonomically contoured seat and a collaborative work surface, ideal for group learning. Work surface is available with high-pressure laminate or FRW hard plastic.

SGC1CT

4-leg chair desk with a 19 7/8" x 32 1/2" collaborative shape high-pressure laminate work surface. (model SGC1CTM shown)



OPTIONAL CONFIGURATIONS

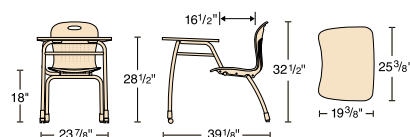
- FG** FELT-BASE GLIDES **SG** STEEL-BASE GLIDES **L** LAMINATE TOP **AE** SURE EDGE **BR** BOOKRACK
- M** HARD PLASTIC TOP **BH** BACKPACK HANGER **CH** CUP HOLDER **P** PADDED UPHOLSTERED SEAT **LH** LEFT-HANDED

Sage™ Series – Chair Desks with Civitas Frame

Sage Series chair desks feature an ergonomically contoured seat with our stylish and sophisticated Civitas frame. Models are available with an FRW hard plastic or high-pressure laminate work surface.

CCSG1

4-leg chair desk with Civitas frame and a 19 3/8" x 25 3/8" bowfront shape high-pressure laminate work surface.



OPTIONAL CONFIGURATIONS

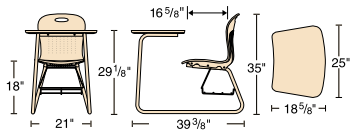
- FG** FELT-BASE GLIDES **SG** STEEL-BASE GLIDES **L** LAMINATE TOP **AE** SURE EDGE **BR** BOOKRACK
- M** HARD PLASTIC TOP **BH** BACKPACK HANGER **P** PADDED UPHOLSTERED SEAT **LH** LEFT-HANDED

Sage™ Series – Sled-Based Combo Units with Bowfront Top

Sage Series sled-based combo units feature an ergonomically contoured seat and a spacious FRW™ hard plastic work surface. Combo units offer a sturdy, dual-entry design for right and left-handed students.

SGSLEDBRM

Sled-based chair desk with an 18⁵/₈" x 25" bowfront shape hard plastic work surface.



OPTIONAL CONFIGURATIONS

- BR** BOOKCRACK
- BH** BACKPACK HANGER
- P** PADDED UPHOLSTERED SEAT

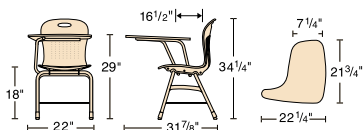
Sage™ Series – Tablet Arm Chair Desks

Sage Series tablet arm chair desks include a fixed or an articulating L-shaped high-pressure laminate work surface with an ergonomically contoured seat. Models feature a space-saving 4-leg chair frame, a steel bookrack and are available in right or left-handed configurations.



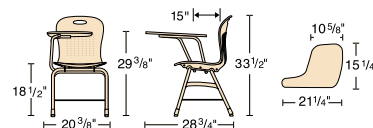
SG418TAFBR

Fixed tablet arm chair desk with a 7¹/₄" x 21³/₄" x 22¹/₄" x high-pressure laminate work surface.



SG418TABR

Articulating tablet arm chair desk with a 10⁵/₈" x 15¹/₄" x 21¹/₄" high-pressure laminate work surface.



OPTIONAL CONFIGURATIONS

- FG** FELT-BASE GLIDES
- SG** STEEL-BASE GLIDES
- BR** BOOKCRACK
- P** PADDED UPHOLSTERED SEAT
- LH** LEFT-HANDED





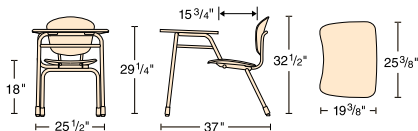


Civitas® Series – Chair Desks

Civitas Series chair desks feature spacious high-pressure laminate or FRW™ hard plastic work surfaces. Elegantly arched front and rear legs define the Civitas style, while a sculpted plywood seat and back deliver a sleek, contemporary look.

CCW3

4-leg chair desk with a 19³/₈" x 25³/₈" bowfront shape high-pressure laminate work surface. (model CCW3M shown)



OPTIONAL CONFIGURATIONS

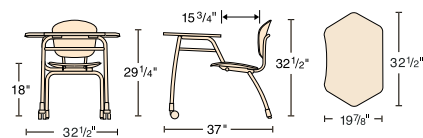
- FG** FELT-BASE GLIDES **SG** STEEL-BASE GLIDES **M** HARD PLASTIC TOP
- L** LAMINATE TOP **AE** SURE EDGE **LH** LEFT-HANDED **BR** BOOKRACK **BH** BACKPACK HANGER

Civitas® Series – Agile Combo Units with Collaborative Learning Top

Civitas Series agile combo units offer two twin-wheel nylon casters equipped with a "sit-lock" feature, and a collaborative shaped high-pressure laminate or FRW hard plastic work surface. Models feature a sleek arched-leg frame, delivering style and convenience to classroom environments.

ACCW3CT

4-leg chair desk with a 19⁷/₈" x 32¹/₂" collaborative shape high-pressure laminate work surface.



OPTIONAL CONFIGURATIONS

- M** HARD PLASTIC TOP **L** LAMINATE TOP **AE** SURE EDGE **LH** LEFT-HANDED **BR** BOOKRACK **BH** BACKPACK HANGER

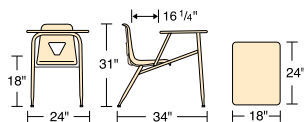
2000 Series – Chair Desks and Tablet Arm Chair Desks

2000 Series chair desks are offered in a variety of styles, including a classic 4-leg combo unit and a space-efficient tablet arm design. Chair desks feature a high-pressure laminate work surface and are available with an extra-large shell to accommodate larger students and adults.



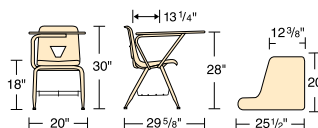
2400NBR

4-leg chair desk with an 18" x 24" rectangle shape high-pressure laminate work surface.



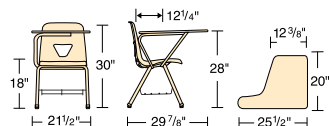
2700BR

Fixed tablet arm chair desk with a 12 3/8" x 20" x 25 1/2" high-pressure laminate work surface.



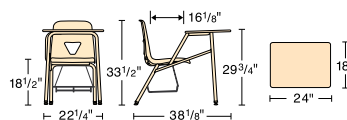
2700ELBR

Fixed tablet arm chair desk with a 12 3/8" x 20" x 25 1/2" high-pressure laminate work surface and extra-large seat.



2400ELBR

4-leg chair desk with an 18" x 24" rectangle shape high-pressure laminate work surface and extra-large seat.



OPTIONAL CONFIGURATIONS

- FG** FELT-BASE GLIDES **SG** STEEL-BASE GLIDES **BR** BOOKRACK **M** HARD PLASTIC TOP **L** LAMINATE TOP **PL** PLYWOOD TOP
- AE** SURE EDGE **EL** EXTRA-LARGE SEAT

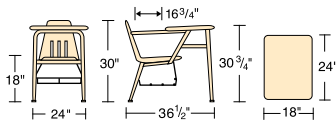
9000 Series – Chair Desks and Tablet Arm Chair Desks

9000 Series chair desks combine Virco's iconic original, ergonomically contoured and vented soft plastic seat with a durable high-pressure laminate work surface. Configurations include a traditional 4-leg chair desk and a compact L-shaped fixed tablet arm chair desk.



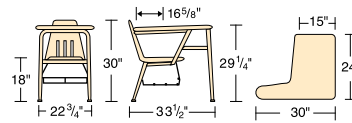
9400BR

4-leg chair desk with an 18" x 24" rectangle shape high-pressure laminate work surface.



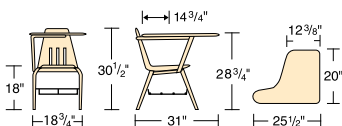
9400LABR

4-leg chair desk with a 15" x 24" x 30" high-pressure laminate work surface.



9700BR

Fixed tablet arm chair desk with a 12 3/8" x 20" x 25 1/2" high-pressure laminate work surface.



OPTIONAL CONFIGURATIONS

- FG** FELT-BASE GLIDES **SG** STEEL-BASE GLIDES **BR** BOOKRACK **M** HARD PLASTIC TOP **L** LAMINATE TOP **PL** PLYWOOD TOP
- AE** SURE EDGE





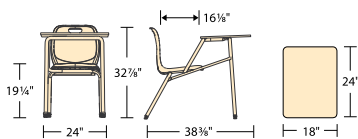
N2 Series – Chair Desks and Tablet Arm Chair Desks

N2 Series chair desks, offered as a 4-leg model or a compact fixed tablet arm model, come with or without bookracks and are available with several sized high-pressure laminate work surfaces. Two sets of contoured, flexible ribs allow ergonomic movement in the chair for exceptional comfort and support. Extra-large models are available for larger students and adults.



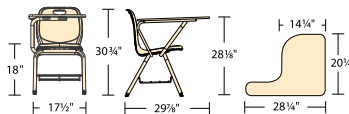
N240NBR

4-leg chair desk with an 18" x 24" rectangle shape high-pressure laminate work surface.



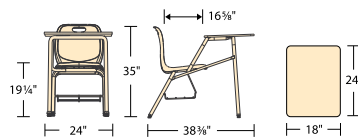
N270BR

Fixed tablet arm chair desk with a 14 1/4" x 20 1/4" x 28 1/4" high-pressure laminate work surface.



N240ELBRM

4-leg chair desk with an 18" x 24" rectangle shape FRW hard plastic work surface, extra large seat and wire bookrack.



N270ELBRM

Fixed tablet arm chair desk with a 14 1/4" x 20 1/4" x 28 1/4" FRW hard plastic work surface, extra large seat and wire bookrack.



OPTIONAL CONFIGURATIONS

- FG** FELT-BASE GLIDES **SG** STEEL-BASE GLIDES **BR** BOOKRACK **M** HARD PLASTIC TOP **PL** PLYWOOD TOP **EL** EXTRA-LARGE SEAT
- AE** SURE EDGE

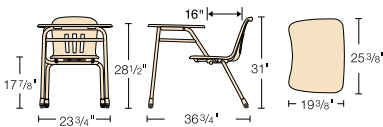
Metaphor® Series – Chair Desks and Tablet Arm Chair Desks

Metaphor Series chair desks are offered in a variety of stylings, including a classic 4-leg combo unit, a space-efficient tablet arm design, and a dual-entry sled-based chair desk. Chair desks feature a high-pressure laminate work surface and an updated three-hole backrest, which provides exceptional ventilation and comfort.



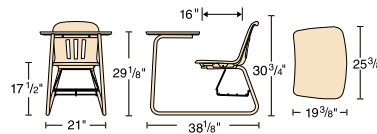
N9CONBR

4-leg chair desk with a 19³/₈" x 25³/₈" bowfront shape high-pressure laminate work surface. Also available with an 18" x 24" work surface.



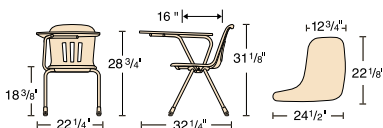
N9SLEDBR

Sled-based chair desk with a 19³/₈" x 25³/₈" bowfront shape high-pressure laminate work surface.



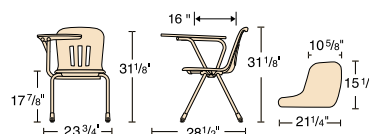
N918TAF

Fixed tablet arm chair desk with a 12³/₄" x 22¹/₈" x 24¹/₂" high-pressure laminate work surface.



N918TA

Articulating tablet arm chair desk with a 10⁵/₈" x 15¹/₄" x 21¹/₄" high-pressure laminate work surface.



Model N918TA stacks 5-high

OPTIONAL CONFIGURATIONS

- FG** FELT-BASE GLIDES **SG** STEEL-BASE GLIDES **L** LAMINATE TOP **AE** SURE EDGE **M** HARD PLASTIC TOP **BR** BOOKRACK
- BH** BACKPACK HANGER **LH** LEFT-HANDED





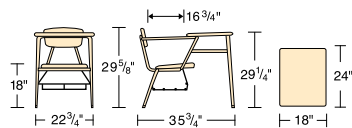
3000 Series – *Chair Desks and Tablet Arm Chair Desks*

3000 Series chair desks are available in various configurations and feature scratch and fade resistant hard plastic seats and backrests with either a high-pressure laminate or FRW™ hard plastic work surface. Classic 4-leg models come with or without an under-seat bookrack for storage and convenience.



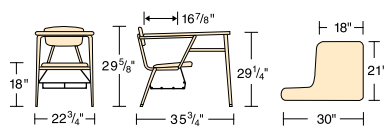
3400BRM

4-leg chair desk with an 18" x 24" rectangle shape hard plastic work surface.



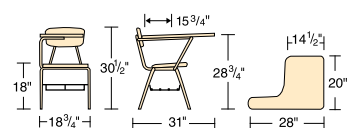
3400LABRM

4-leg chair desk with an 18" x 21" x 30" hard plastic work surface.



3700BRM

Fixed tablet arm chair desk with a 14 1/2" x 20" x 28" hard plastic work surface.



OPTIONAL CONFIGURATIONS

- FG** FELT-BASE GLIDES
- SG** STEEL-BASE GLIDES
- BR** BOOKRACK



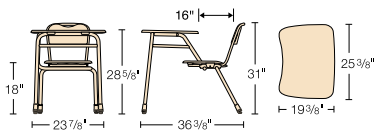
Telos® Series – Chair Desks

Telos Series 4-leg chair desks feature a contoured, hard plastic seat and back, providing long-lasting performance and durability. Models are available with an FRW™ hard plastic work surface and come with or without an under-seat steel bookrack.



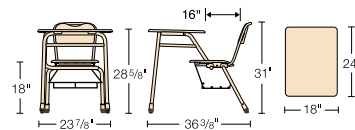
N3CONBRM

4-leg chair desk with a 19³/₈" x 25³/₈" bowfront shape hard plastic work surface.



N3CORBRM

4-leg chair desk with an 18" x 24" rectangle shape hard plastic work surface.



OPTIONAL CONFIGURATIONS

- FG** FELT-BASE GLIDES
- SG** STEEL-BASE GLIDES
- BH** BACKPACK HANGER
- BR** BOOKRACK

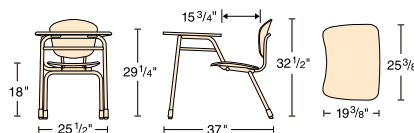
ZUMAFrd™ Series – Chair Desks

ZUMAFrd Series 4-leg chair desk features seat, back and a spacious work surface made from Virco's exclusive FRW hard plastic that provides added levels of sustainability for a classroom environment. Models are available with or without a steel bookrack.



ZFRDCONBRM

4-leg chair desk with a 19³/₈" x 25³/₈" bowfront shape hard plastic work surface.




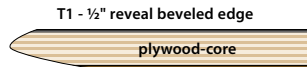

OPTIONAL CONFIGURATIONS

- FG** FELT-BASE GLIDES
- SG** STEEL-BASE GLIDES
- BR** BOOKRACK

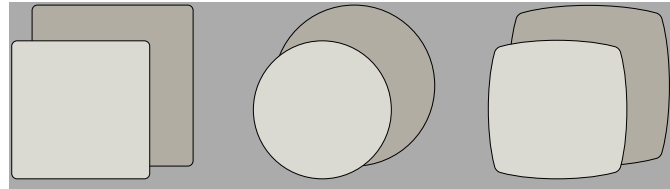
Civitas® Series – Table Tops

Civitas Series table tops are available in a selection of round, square and squircle shapes with a 3/4" plywood-core high-pressure laminate surface and various edge stylings. Pair with numerous base styles from the Civitas or Lunada Series to create a fresh look in any café or dining hall.

CIVITAS EDGE STYLES



CIVITAS TOP SHAPES



36" and 42" Square

36" and 42" Round

36" and 42" Squircle

MODEL	TOP SIZE/ SHAPE
C36R	36" Round
C36SL	36" Squircle
C36SQ	36" Square
C42R	42" Round
C42SL	42" Squircle
C42SQ	42" Square
C48R	48" Round
C48SL	48" Squircle
C48SQ	48" Square
C60R	60" Round
C60SL	60" Squircle
C60SQ	60" Square



Café Table Tops

Virco's café table tops feature a 1½" particleboard core high-pressure laminate surface with a protective T-mold banding and backing sheet, which helps to prevent warping. When combined with our pedestal bases, these tops provide outstanding service in student lounges, restaurants, hospitality settings and related venues.



MODEL	TOP SIZE/SHAPE
U2424	24" Square
U2430	24" x 30"
U3030	30" Square
U3042	30" x 42"
U3048	30" x 48"
U3636	36" Square
U4242	42" Square



MODEL	TOP SIZE/SHAPE
U24R	24" Round
U30R	30" Round
U36R	36" Round
U42R	42" Round
U48R	48" Round

Civitas® Series – Table Bases

Civitas Series tables bases are available in two stylings – an arched outer 4-leg base and the tulip base – which are all available in three top heights from 30" fixed-height to 41" standing fixed-height. Civitas bases can be combined with an array of Virco café table tops to add a contemporary style any café, lounge or social hall.



4-Leg Bases

MODEL	TABLE HEIGHT	TOP OPTIONS
CF30	30"	C36R, C36SL, C36SQ, C42R, C42SL, C42SQ, C48R, C48SL, C48SQ, C60R, C60SL, C60SQ, U36R, U3636, U42R, U4242, U48R OR U60R
CF36	36"	C36R, C36SL, C36SQ, C42R, C42SL, C42SQ, C48R, C48SL, C48SQ, C60R, C60SL, C60SQ, U36R, U3636, U42R, U4242, OR U48R
CF41R36	41"	C36R, C36SL, C36SQ, U36R, U3636
CF41R42	41"	C42R, C42SL, C42SQ, U42R, U4242



Tulip Bases

MODEL	TABLE HEIGHT	TOP OPTIONS
CT30	30"	C36R, C36SL, C36SQ, C42R, C42SL, C42SQ, U36R, U3636, U42R, U4242
CT36	36"	C36R, C36SL, C36SQ, C42R, C42SL, C42SQ, U36R, U3636, U42R, U4242
CT41	41"	C36R, C36SL, C36SQ, C42R, C42SL, C42SQ, U36R, U3636, U42R, U4242

OPTIONS: **C** CASTERS **CHRM** ALL-CHROME LEGS

Casters are available with Civitas 4-Leg Bases only.

664 Café Table Bases

Virco's easily-assembled 664 café table bases readily accommodate an array of Virco tops. 664 models have a steel column and die-cast aluminum feet. Durable nylon glides adjust to level bases on uneven floors.

MODEL	BASE DIAMETER	TABLE HEIGHT	TOP OPTIONS
66422	22"	29"	U24R, U2424, U30R
66433	33"	29"	U36R, U3636, U42R, U4242, U48R, C36R, C36SL, C36SQ, C42R, C42SL, C42SQ



66433 base with a U3636 top



Lunada® Series – Café Table Bases

Lunada Series café table bases, developed by award-winning designer Peter Glass, combine contemporary styling with easy assembly. Choose from x-shaped or bi-point base styles, both featuring sturdy die-cast aluminum foot construction and heavy-gauge steel columns. Top heights range in size from 29" fixed-height to 41" standing fixed-height.

Three Heights

Virco table bases can be ordered to enable three table heights. In addition to our models which provide a standard 29" table top height, additional models are available for mid-height use and models for 41" stand-up height table tops.



MODEL	BASE DIAMETER	TABLE TOP HEIGHT	TOP OPTIONS
66129	29"	29"	U30R, U3030, U36R, U3636, C36R, C36SL, C36SQ
66133	33"	29"	U36R, U3636, U42R, C36R, C36SL, C36SQ, C42R, C42SL, C42SQ
6613336	33"	36"	U36R, U3636, U42R, C36R, C36SL, C36SQ, C42R,
6613341	33"	41"	U36R, U3636, U42R, C36R, C36SL, C36SQ, C42R
66140	40"	29"	U42R, U4242, U48R, C42R, C42SL, C42SQ, C48R, C48SL, C48SQ
6614036	40"	36"	U42R, U4242, U48R, C42R, C42SL, C42SQ, C48R
6614041	40"	41"	U42R, U4242, U48R, C42R, C42SL, C42SQ, C48R
66222 (bi-point)	22"	29"	U2430, U3030, U3042, U3048
66229 (bi-point)	29"	29"	U3042, U3048

OPTIONAL ACCESSORIES:



66GLD

Glide kit containing four glides in various color options.

Lunada® Series – Seminar Tables

Lunada Series seminar tables offer contemporary styling and easy assembly for conference, classroom and seminar settings. Tables feature a high-pressure laminate work surface and sturdy yet stylish, die-cast aluminum bi-point feet. Tables have a fixed-height of 29" and work surface lengths range from 48" to 96", easily accommodating two to six people.



22" Deep

TOP SIZE	MODEL
22" x 60"	LTS2260829
22" x 72"	LTS2272829
22" x 84"	LTS2284829
22" x 96"	LTS2296829

24" Deep

TOP SIZE	MODEL
24" x 60"	LTS2460829
24" x 72"	LTS2472829
24" x 84"	LTS2484829
24" x 96"	LTS2496829

30" Deep

TOP SIZE	MODEL
30" x 48"	LTS3048829
30" x 54"	LTS3054829
30" x 60"	LTS3060829
30" x 72"	LTS3072829
30" x 84"	LTS3084829
30" x 96"	LTS3096829

36" Deep

TOP SIZE	MODEL
36" x 54"	LTS3654829
36" x 60"	LTS3660829
36" x 72"	LTS3672829
36" x 84"	LTS3684829
36" x 96"	LTS3696829
36" x 72" racetrack	LTS36728RT29

OPTIONS: **GR** GROMMET(S)

Presentation Stations

Presentation stations are ideal for classroom, office and seminar applications that require mobility and multimedia workstations. Offered in our popular TEXT and Plateau Series, Virco presentation stations provide optimal versatility and functionality with spacious work surfaces, wire management solutions, and casters to deliver smooth movement throughout any environment.



TEXT® Series Presentation Station – TEPS

48"W x 24"D x 26"-34"H

TEXT Series presentation station features a high-pressure laminate top with two grommets, an adjustable top height of 26" to 34" and 3" twin-wheel locking casters. Other features include a perforated steel modesty panel, a wire management tray, a 13" x 22" plastic pencil drawer and a leg-mounted wire chase.



Plateau® Series Presentation Station – PTPS

36"W x 24"D x 39½"H

Plateau Series presentation station features a high-pressure laminate top with two grommets; four 2" diameter legs – each with a convenient wire chase – and a 19" x 31" shelf with mounting brackets.

OPTIONAL ACCESSORIES

BOOKSTAND, SHELF, MODESTY PANEL, CASTERS

Lecterns

The Plateau Series mobile lectern is ideal for classroom lectures, seminars and public speaking events. The lectern features high-pressure laminate and durable die-cast legs, while casters provide easy mobility.



Plateau® Series Lectern - PTLCTRN

Plateau Series mobile lectern features a storage compartment, slanted bookstand and modesty panel; 28"W x 20"D x 42"H.

Carts

Mobile book carts make viewing, storing and transporting books convenient for students and teachers. All carts feature four casters for easy mobility.



LBT33

Wooden library cart with four sloping two-sided shelves and 4" casters. 17"D x 33"W x 44"H.




LIBRARBOOKB

Mobile three-tiered unit with nine divided plastic book tubs measuring 6" x 12" x 15" with five wire pockets on each end; 41"W x 36"H x 17"D.

Entornos de Coordinación de Color

Las mentes jóvenes son estimuladas por ambientes coloridos, es por eso que **Premiumfurniture** ofrece una amplia variedad de colores en asientos. Nuestras mesas en laminado de alta presión soportan el uso intensivo, en su versión grupal ofrece cantos de colores y en su versión individual puedes agregar una canastilla, para que hagan juego con el color de los asientos.



VIRCO COLOR PROGRAM

Virco products are available in an inspiring array of colors and frame finishes, allowing a full range of expressions from traditional to modern. Because color has such an impact on how individual products are perceived, and furthermore, because a roomful of furniture can read differently than an individual sample, we encourage you to order samples to confirm compatibility with your overall design plan. Please see the back page of this brochure for information on how to order samples.

Virco offers a variety of lead-time-specific color programs – please contact your local Virco Sales Representative for more information. Models and color combinations can be found in our price list.

In addition to our Virco color programs, Virco is capable of providing custom colors and finishes for your specific project. Because of the capabilities and processes available in our U.S. Factories, we have the ability to do custom color matches from samples or swatches for plastics, powder coats, laminates, edge treatments, as well as custom logo designs. Extended lead times may apply to custom projects.

CAUTION: Due to color reproduction variability in printed materials and digital media, Virco recommends that you review product colors on sample coupons or swatches before purchasing to confirm that your product color choices coordinate with the interior spaces for which these products are intended. Virco will provide complimentary sample coupons or swatches for plastic, laminate, powder coat paint and upholstery colors; however, it is the customer's responsibility to request these sample materials. Once you've submitted your request, your Virco Sales Representative will be happy to assist you with this process.

FRAME FINISH COLORS



Chrome
CHRM



Char Black
BLK01



Silver Mist
GRY02



Adobe
BRN42



Moonstone
GRY05



Eclipse
GRY11



El Dorado Bronze
GLD93



Golden Bronze
GLD91



* Mocha
BRN16



Espresso
BRN26



Red
RED70



Squash
YLW47



Navy
BLU51



Forest Green
GRN75



Clear Coat
CLR



Natural Steel
NST

** Mocha is only available on models 162 and 168 folding chairs.*

Virco's Clear Coat is a transparent secondary powder coat finish that adds extra sheen and protection when applied over other Virco paint finishes. Clear Coat cannot be used as a secondary finish over Virco's Natural Steel paint finish.

Natural Steel is our unique finishing process that allows the natural patina of raw steel to show through a protective layer of clear urethane-based powder coat. The authentic nature of the steel, including the heat effects of welding, is clearly visible with this finish.


SOFT PLASTIC AND ABS PLASTIC COLORS - Seats, Book Boxes, Stools and Stool Tables Seats

						
<i>Celery*</i> GRN19	<i>Green Apple</i> GRN12	<i>Willow</i> GRN13	<i>Avocado*</i> GRN08	<i>Moss</i> GRN77	<i>Cucumber</i> GRN34	<i>Kelly Green</i> GRN15
						
<i>Forest Green</i> GRN75	<i>Sea Mist</i> GRN07	<i>Teal</i> GRN11	<i>Turquoise</i> BLU45	<i>Horizon</i> BLU14	<i>Sky Blue</i> BLU40	<i>Cobalt Blue</i> BLU65
						
<i>Navy</i> BLU51	<i>Hyacinth</i> BLU44	<i>Lavender</i> PUR45	<i>Wisteria</i> PUR65	<i>Purple Iris</i> PUR43	<i>Wine</i> RED50	<i>Fuchsia</i> RED72
						
<i>Pink</i> RED73	<i>Coral</i> RED53	<i>Paprika</i> ORG31	<i>Red</i> RED70	<i>Guava</i> RED75	<i>Peach*</i> RED35	<i>Sunset</i> ORG30
						
<i>Mustard*</i> YLW21	<i>Papaya</i> YLW44	<i>Lemon Yellow</i> YLW45	<i>Squash</i> YLW47	<i>Gold Finch</i> GLD22	<i>Chocolate</i> BRN14	<i>Arctic White</i> WHT74
						
<i>Moonstone</i> GRY05	<i>Vapor</i> GRY65	<i>Driftwood</i> WHT21	<i>Adobe</i> BRN42	<i>Dusk</i> BRN55	<i>Eclipse</i> GRY11	<i>Graphite</i> GRY41
	<p><i>Minimum quantities and extended lead-times may apply to some of the Soft Plastic & ABS Plastic Colors in this catalog. Please contact your Virco representative or consult Virco's current Factory price list for more information.</i></p> <p><i>* Not available on ABS plastic stools and stool tables.</i></p>					
<i>Black</i> BLK01						

UP STOOL SOFT PLASTIC PLASTIC COLORS

					
<i>White</i> WHT13	<i>Blue</i> BLU53	<i>Yellow</i> YLW25	<i>Salmon</i> RED78	<i>Red</i> RED79	<i>Black</i> BLK07

FRW™ HARD PLASTIC COLORS



MARTEST® 21 HARD PLASTIC COLORS



FRW™ HARD PLASTIC DESK-TOP COLORS



CORE-A-GATOR® ABS PLASTIC TOP COLORS



MOBILE CHAIR BASE COLORS



HIGH-PRESSURE LAMINATE COLORS



Ask a Virco representative about customizing laminated tops by adding your school name or logo.

DRY ERASE HIGH-PRESSURE LAMINATE COLORS



DRY ERASE

Dry erase laminates are not recommended for certain surfaces. Ask your Virco Representative for more details. To order products with a Dry Erase surface, add DE to the end of the model number.

WOOD STAINS FOR CIVITAS® PLYWOOD SEATS AND BACKS



ARCHITECTURAL & 3MM EDGE BANDING COLORS - 1 1/8" Profile

This T-Mold banding profile is for the following series: Instructor Media Stations, TEXT®, Textameter®, Parameter®, Plateau®, Lunada®, Crank-Top, ZBOOM Desks, ZUMA® Two-Student Desks and Wheelchair Height Desks. 3MM banding is for Topaz™ Series models.

							
Fusion Maple BRN38	Carmel Sagawood BRN61	Char Black BLK01	Windsor Cherry MHG67	Golden Allusion GLD01	Blond Tuscani BRN09	Moonstone GRY05	
		<p><i>Minimum quantities and extended lead-times may apply to some of the edge banding colors for selected products shown in this catalog. Please contact your Virco representative or consult Virco's current factory price list for more information.</i></p>					
Adobe BRN42	Eclipse GRY11					T-Mold	3MM

















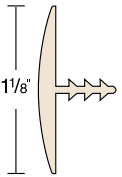
EDGE BANDING COLORS - 3/4" Profile

This banding profile is for the following series: Mobile Cabinets, Steel Frame Bookcases, Mobile Tables and Folding Tables

		
Char Black BLK01	Fusion Maple BRN38	

UNIVERSAL EDGE BANDING COLORS - 1 1/8" Profile

This banding profile is for the following series: 4000, 5000, 5700, 6800, Flip-Top Technology, Tetra™, Tilt-Top Training, HWT (Hinged Wire Trough), Café Table Tops, 540 Teacher's Desk and Molecule Desks.

						
Char Black BLK01	Moonstone GRY05	Blond Tuscani BRN09	Fusion Maple BRN38	Golden Allusion GLD01	Adobe BRN42	Eclipse GRY11
						
Squash YLW47	Green Apple GRN12	Kelly Green GRN15	Forest Green GRN75	Sky Blue BLU40	Cobalt Blue BLU65	Navy BLU51
						
Purple Iris PUR43	Red RED70					

SURE EDGE COLORS



Virco's durable, water-resistant Sure Edge® optional finish is available for an expanded range of tables, student desks and combo units.

Sure Edge forms a seamless, chemically bonded seal that prevents food particles from lodging in table-top edges. As a urethane-based sealant that's applied with an innovative anti-bacterial process for extra cleanliness, Sure Edge won't peel or flake; it even resists fading when exposed to direct sunlight.

We offer urethane-based Sure Edge as an option on our tables, desks and combo units. Whether you choose it for your cafeteria or your classrooms, Sure Edge delivers long-lasting moisture resistant protection. Please consult your current Virco price list for the availability of specific models.



Char Black
BLK01



Moonstone
GRY05



Blond Tuscani
BRN09



Fusion Maple
BRN38



Golden Allusion
GLD01



Adobe
BRN42



Eclipse
GRY11



Squash
YLW47



Green Apple
GRN12



Kelly Green
GRN15



Forest Green
GRN75



Sky Blue
BLU40



Cobalt Blue
BLU65



Navy
BLU51



Purple Iris
PUR43



Red
RED70

Minimum quantities and extended lead-times may apply to some of the Sure Edge® colors in this catalog. Please contact your Virco representative or consult Virco's current Factory price list for more information.

WOOD COMPOSITE LACQUERED EDGE FINISH



Clear
CLR



Smoke
GRY22



Black
BLK01

Shown here are standard edge treatments for 5/8" MDF or particleboard, high-pressure laminate tops on single-pupil desks, chair desks and combo units.

CIVITAS® LACQUERED PLYWOOD EDGE FINISH



Clear
CLR



Red Mahogany
RED81




Smoke
GRY22



Black
BLK01

Shown here are standard edge treatments for 3/4" plywood, high-pressure laminate tops on Civitas table tops with a beveled edge.



PLASTIC / UPHOLSTERY COLORS FOR SAGE™ & ANALOGY® PADDED SEATS

Fabric and soft plastic colors for: Sage and Analogy Series



This fabric is made from 100% recycled polyester.
California Technical Bulletin 117-2013 Section 1
ASTM E84 Class I or A.



Plastic/Upholstery colors shown here are recommended pairings for selected Sage™ and Analogy® models. Customers can choose to match up other plastic and upholstery colors (minimums may apply). Please contact your Virco representative or consult Virco's current Factory price list for more information.

PLASTIC / UPHOLSTERY COLORS FOR PADDED SEATS

Fabric and soft plastic colors for: 9000 Series, 2000 Series



This fabric, except Onyx fabric (BLK261) is made from 73% polyolefin and 27% polyester; Onyx fabric (BLK261) is made from 100% recycled polyester. Graphite (GRY265) and Onyx (BLK261) These fabrics are made from 100% recycled polyester.




Plastic/Upholstery colors shown here are recommended pairings for selected 9000 Series and 2000 Series models. Customers can choose to match up other plastic and upholstery colors (minimums may apply). Please contact your Virco representative or consult Virco's current Factory price list for more information.

NOTE: Padded seats are only available on select models and sizes. Please contact your Virco Sales representative or consult Virco's price list for the availability on specific models.

PLASTIC / UPHOLSTERY COLORS FOR PARISON*

Soft Plastic Backs With Upholstered Padded Seats



This fabric is made from 100% recycled polyester.
California Technical Bulletin 117-2013 Section 1
ASTM E84 Class I or A.

The plastic/upholstery colors shown here are recommended pairings for selected Parison models. Customers can choose to match up other plastic and upholstery colors (minimums may apply). Virco's full selection of soft plastic colors are shown on page 3 of this catalog. Please contact your Virco representative or consult Virco's current Factory price list for more information.

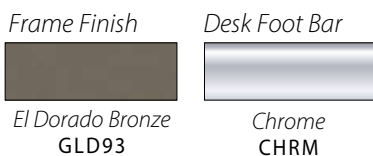


LAMINATE / EDGE, UPHOLSTERY AND STEP STOOL SURFACE COLORS FOR METONYMY*

Bench upholstery and Step Stool surface colors are only available with the designated laminate and edge finish colors in that column.

	Black BLK001	Grey GRY005	Atlantis BLU043	Fusion Maple BRN385	Carmel Sagawood WOD619	Looks Likatre WHT066	Asian Sand MPL008
DESK	Clear CLR	Smoke GRY22	Clear CLR	Clear CLR	Black BLK01	Smoke GRY22	Clear CLR
	Edge / Laminate	Edge / Laminate	Edge / Laminate	Edge / Laminate	Edge / Laminate	Edge / Laminate	Edge / Laminate
BENCH	Upholstery	Upholstery	Upholstery	Upholstery	Upholstery	Upholstery	Upholstery
STEP STOOL	Top Surface	Top Surface	Top Surface	Top Surface	Top Surface	Top Surface	Top Surface

These fabrics pass California Technical Bulletin 117-2013 Section 1
ASTM E84 Class I or A.



UPHOLSTERY COLORS

In addition to the upholstery materials listed in this brochure, Virco maintains important and strategic relationships with fabric and vinyl mills around the U.S., and can assist you on specific or custom material request for your upholstered furniture needs. Call your Virco Sales Representative or Customer Service for more information at 800.448.4726.

Upholstery colors on this page are standard only on selected Virco models; when used on other models, minimum quantities and extended lead-times may apply. Please contact your Virco representative or consult Virco's current Factory price list for more information.

Fabric colors for 8900 Series Stack Chairs, Comfort Stacker™ and Folding Chairs



Sedona Loden
GRN203



Sedona Wintergreen
GRN206




Sedona Ocean
BLU205



Sedona Sailor
BLU204



Sedona Passion
RED208



Sedona Ruby
RED201



Sedona Java
BRN202



Onyx
BLK261

This fabric, except Onyx fabric (BLK261) is made from 73% polyolefin and 27% polyester; Onyx fabric (BLK261) is made from 100% recycled polyester.

This fabric passes California Technical Bulletin 117-2013 Section 1 ASTM E84 Class I or A.

Vinyl colors for 8900 Series Stack Chairs and 168 Folding Chair



Linen Burgundy
RED140



Linen Grey
GRY142



Linen Slate Blue
BLU141



Linen Tan
BRN146



Select Black
BLK134




Select Brown
BRN136

Linen and Select vinyl are made from poly vinyl chloride (PVC); Select vinyl is made from 100% olefin. Linen vinyl pass California Technical Bulletin 117-2013 Section 1 ASTM E84 Class I or A.

Select vinyl is only available for use with models 168, 8917 and 8926.

Open House fabric colors for upholstered chairs




Goose
BRN262




Onyx
BLK261



Graphite
GRY265




Quarry Blue
BLU263



Lapis
BLU270



Midnight
BLU266



Willow
GRN264



Sunshine
BRN364



Geranium
RED270



Mulberry
RED267

This fabric is made from 100% recycled polyester.


This fabric passes California Technical Bulletin 117-2013 Section 1 ASTM E84 Class I or A.

COLORS FOR PARAMETER® FABRIC PANELS

A full spectrum of panel fabric is available to help create a unified look throughout your surrounding space.

The fabric shown below is also available with select Virco models that offer upholstered seat options, further adding to the overall color coordination of your work environment.

This fabric is made from 100% recycled polyester and passes California Technical Information Bulletin 117, Section E.




Goose
BRN262



Onyx
BLK261



Graphite
GRY265



Quarry Blue
BLU263



Lapis
BLU270



Midnight
BLU266



Willow
GRN264




Sunshine
BRN364




Geranium
RED270



Mulberry
RED267




Angora
BRN366



Asteroid
GRY366



Aubergine
PUR161




Birch
BRN362




Cobalt
BLU271



Coffee Bean
BRN367



Cumin
BRN368



Eucalyptus
GRN266




Fern
GRN146




Fossil
BRN361




Green Apple
GRN267




Pool
BLU142




Pumpkin
ORG223




Red Delicious
RED272




Slate
GRY364




Straw
BRN365



Thistle
PUR162




Vanilla
BRN363



Waterfall
BLU062



White*
WHT222



Wolf
GRY269

**White (WHT222) is not recommended for use as Upholstery*



Algunos de los **beneficios adicionales** de pertenecer al **Premium School** son:

- **Mantenimiento 0**
- **20 años de garantía** contra defectos de fabricación
- **Proyecto llave en mano**
- **Diseño de optimización de espacios**
- **Materiales de uso rudo** con **polipropileno** de hasta **8mm** con **retárdante de flama**, anti corrosivos, certificación BIFMA de la máxima calidad a nivel mundial, certificación
- **GREENWARD** que cuida la baja emisión de químicos en su fabricación para el cuidado y protección del medio ambiente.
- **Cubiertas de resina** patentada de **alto impacto**, con la **máxima calidad y estética**, diseñada para **soportar ralladuras y limpiar fácilmente** incluso tinta permanente.

Mas de **30 acabados** y **colores para personalizar** su **equipamiento** con base en su identidad y esencia educativa.





Somos **Especialistas en equipamiento Educativo**



Av. Laureles #932 Zapopan, Jalisco, Mexico.
Tels. 33 3825 5744, 33 4301 7849, 33 2016 7808

www.mpremium.com.mx

✉ Pfschool@mpremium.com.mx



Premiumfurniture

